

Balance Assistance Harness ([BAH](#)) & Mobility Support Harness ([MSH](#))

by Bold Lead Designs

Detailed Information Booklet



BLD's world-famous service dog harness is designed to provide balance and stability support for people with physical, mobility-related disabilities. It offers great communication and contact with their service dog. We have designed these harnesses with the dog's physical structure and movement in mind, then added features to make it user-friendly and truly accessible. This is the most stable, ergonomic and functional service dog harness available! BLD's innovative harness design has benefited thousands of people around the world since 2009.

Our harnesses are specifically designed to allow a specially trained service dog to assist with balance and stabilization while standing or walking, maintaining a regular gait, assist with getting up from a seated position or from the floor, orientation or proprioception, and other assistance that requires tactile feedback and communication with an assistance dog. People with symptoms such as vertigo, gait impairment, disequilibrium, chronic pain, etc. often train their dog to assist with tasks such as counterbalance, momentum pulling, leading or guiding, and occasional bracing.

Every harness is custom made by hand in our own Colorado workshop.

Crafting each harness to order is how we provide the right fit for the dog while meeting each user's individual needs. We offer a variety of harness sizes, handle styles, accessibility features, and accessories you can combine to create the right harness for both you and your service dog. This information booklet will describe all of the options available.

We at BLD are equipment experts and are happy to help you through the ordering process. Our friendly team is here for good old-fashioned customer service. We're happy to answer any questions you have before, during, and after placing your order. Rest assured our harness experts will review all the details to help you get the equipment you need and to ensure the best fit possible.

Because proper fit is essential we offer a **Great Fit Guarantee** on all made-to-order harnesses. Our famous **Lifetime Warranty** on materials and workmanship is standard with everything we make in our workshop. See details on p. 23.


We have created **informative videos** that will illustrate each of the harness features and options, measuring instructions, and other helpful content at:

<https://boldleaddesigns.com/videos/>. We recommend watching the Harness Information Video as a complement to this booklet.

How to order: You may [order online](#), [call](#), [email](#), or make an appointment to visit our workshop. Our friendly team is here to help with any questions you have before, during, and after placing your order. Our harness experts will review all the details and measurements and can offer suggestions to help you get the equipment you need and to ensure the best fit possible. Yes, we ship worldwide!

Please allow 4-6 weeks for completion. Rush options may be available for an additional charge.

This booklet contains detailed product information, harness features & options, pricing, measuring instructions, and ordering information.



There are two versions of this harness. The difference is the primary handle.



Balance Assistance Harness (BAH)

**Features a sturdy, low-impact
leather handle**



Mobility Support Harness (MSH)

**Has a rigid metal support handle
that can offer light bracing**

You will select the harness style and handles based on how you would like your dog to assist with your mobility. Each of the various handle styles is created to perform specific mobility tasks. There are several handle options to choose from (harnesses can have multiple handles) each is explained in detail in this booklet.

Please note: Your harness will be made to accommodate the primary handle style you choose. The handle mounting hardware on the saddle cannot be changed after the harness is made. This means the primary BAH and MSH handles are not interchangeable.

For example, a metal handle cannot be put on a Balance Assistance Harness. Likewise, the metal handle supports cannot be removed from a Mobility Support Harness.

Tall MSH metal handles (9-11") require a saddle with tall/heavy support bars; any MSH harness can accommodate a shorter handle.

Table of Contents:

Important Notes about your dog's age and soundness	3
Harness Features	4-6
Balance Assistance Harness (BAH)	7-11
BAH Price List	11
Mobility Support Harness (MSH)	12-17
MSH Price List	17
Accessories	18-20
Additional/Replacement Parts Price List	21-22
Guarantee and Warranty Information	23
Testimonials	24-25
About BLD	26
Measuring Instructions	27-31
Worksheet	32

Important Notes: please read this before ordering

At Bold Lead Designs, we take the health and safety of your dog seriously. We have created these guidelines based on over 15 years of experience with this specialized equipment.

Dogs must be physically mature and of appropriate size, fitness and soundness for the work you would like them to perform. Mobility, stability, and balance assistance work are physically demanding. A service dog should always be in prime physical condition to remain healthy.

Age, Size and Fitness:

Dogs should be at least 18 months of age before beginning harness work. The dog's growth plates must be closed before starting to train a dog for harness work. This happens for most large breed dogs at 18-24 months of age and giant breeds need even longer to mature. Please allow your dog time to grow and mature as rushing into harness work may cause injury and shorten your dog's working life. Additionally, if the harness is ordered too soon it will cost you significantly more money if your dog outgrows the harness.

Dogs **MUST** be in our recommended weight/measurement range set forth in the sizing guide for the harness to fit and function properly.

We want to see properly exercised, fit, lean, muscular dogs! Overweight dogs should never be expected to perform load bearing tasks; additionally, obesity contributes to serious health risks and can significantly shorten a dog's lifespan. Consider implementing an exercise and fitness routine when the dog is "off duty" to keep him/her in good shape.

Consult the Pros:

Consulting a qualified veterinarian (orthopedic specialist or canine sports medicine physical therapist) is highly recommended for all service/assistance dogs that perform physical tasks. Radiographs (x-rays) or other tests may be recommended by the vet and are required by most service dog training organizations to determine if the dog is suitable for the demands of service dog work.

Harness users should consult a physician and physical therapist to determine what medical equipment is appropriate for their mobility needs. **BLD harnesses are not intended to serve as, or to replace, a durable medical device such as a cane, walker, or crutch.** Please understand that one should never lean on a dog to stay upright. Rigid metal handles must not be pushed or pulled on while the dog is in motion. Such use is not how the harness is intended to be used and could put the dog at risk for injury.

Fit and performance of the equipment can only be assured if the dog meets the minimum recommended standards, the user and trainer have reasonable expectations, and when the equipment is used responsibly for the purpose it was designed.

Our equipment is designed to allow an appropriately selected and trained service dog to reasonably assist a person with a balance, mobility impairment, or other disability that requires specialty service dog gear. BLD cannot assess a dog's suitability or appropriateness. Users assume all responsibility for the safety, health, and care of the animal and human alike.

In your dog's best interest, please understand that BLD may decline an order if we believe a harness could be harmful to the dog because of age, size, or unreasonable expectations.

Harness Design

We have developed our harnesses with the dog's physiology and movement in mind, then added features to make them user-friendly and accessible.


Guided by canine sports medicine experts, canine physical therapists, and a veterinary orthopedic surgeon, BLD's unique harness design allows the dog to work with minimal impact from the equipment.

Each component of the harness has been specifically designed to perform mobility related tasks and close-contact communication. Similar to a horse saddle, this harness sits just behind the dog's withers (or shoulders), around the dog's center of gravity. From the handle mounting hardware to the position of the straps the harness is engineered to properly support the handles and distribute pressure around the core of the dog's body, with minimal impact on the dog's movement.


We've incorporated many features so you can get the most out of your custom harness. We believe the right gear that meets your needs and makes life a little easier is an investment in your independence and health as well as your service dog's well-being.

BLD Harnesses Features

- **A variety of handle options** are available to meet your needs.
 - Handles are made to your desired height, are well-balanced and properly supported for maximum stability assistance.
- **Choose the harness style based on the primary handle you need.**
 - **Balance Assistance Harness** with flexible leather handle, see pages 7-11.
 - **Mobility Support Harness** with rigid metal handle, see pages 12-17.
 - Additional handles are available on all harnesses to add more functionality, such as pulling and leading.
- We use only **premium quality full grain leather and durable hardware**, combined with fine workmanship, to deliver a quality, utilitarian product for a lifetime of reliable performance.
- **Layers of specialized padding**
 - The main saddle has layers of specialized padding hidden inside.
 - Padding provides comfort and protects the dog's spine.
 - Harness is flexible and comfortable with no hard edges.
- **Lined with natural shearling wool**
 - All points where the harness makes contact with the dog are padded with genuine shearling wool (AKA natural sheepskin) to prevent pinching and rubbing.
 - Shearling wool is an incredibly durable natural material with anti-microbial properties; it provides both comfort and structural support for the function of the harness.



- Wool resists odors, provides **optimal cushion and air flow**, and will remain comfortable for your dog in any climate!
- Natural shearling wool does **NOT build up heat**, or cause irritation the way synthetic materials can. In fact our harness is less hot than a fabric vest even on the hottest days in tropical and desert climates. This may sound counterintuitive, but wool insulates in both directions.
- A wool-free option is available for true allergies—inquire for details if required.
- **Adjustable Straps**
 - Each harness is made to fit your dog's measurements.
 - All straps have **several inches of adjustment** to fine-tune the fit to your dog's individual anatomy; this allows for change in coat length and normal weight fluctuation (remember to keep your dog fit and lean).
- **Interchangeable Parts**
 - The Balance Assistance and Mobility Support harnesses have been designed with interchangeable parts.
 - The girth strap, belly strap and breastplate can be replaced to easily re-fit the harness to another dog that would wear the same size saddle.
 - Handles are removable and can be interchanged with a similar handle style.
- **Surprisingly Lightweight** despite its sturdy nature!
 - A complete standard size harness weighs less than two and a half pounds (one kilogram) and around 3 pounds (1.3 KG) for the giant size .
- **Quick-Release latches** make it easy to put on and take off the dog, plus the harness remains adjusted when removed
 - For on and off, simply click **two easy-to-use latches**.
 - Metal side-release buckles are standard, They are spring loaded and easy to operate for most clients.
 - **Magnetic latch option** is available for those with low dexterity or hand strength.




Adjustable straps



Straps can be replaced



The magnetic latch is amazing! Originally designed for motorcycle helmets, it's reliable and secure under load. These latches self-align; the magnet pulls the latch together and automatically fastens closed. Pulling on the straps will not open the latch, however it's very easy to undo the latch with a light pull on the release tab.



Quick Release Latches

- **D-rings** for attaching accessories, such as a cape, pouch, ID badges, or a pulling strap are included.
 - Five D-rings come standard: three on the top of the saddle, and two lower D-rings (one on each side, at the base of the handle).
- **Easy to clean and maintain,,** Details available on our website and in the Owner's Manual.
 - Simply apply leather conditioner regularly to clean and condition the leather and the harness will remain supple and weather resistant for years to come.
 - Clean the wool lining with a brush and vacuum away any debris.
 - Can be hand-washed as needed.
- **Custom-Made to Order**
 - Each harness is made by hand in our own Colorado workshop; this is how we provide the right fit for the dog while meeting each user's individual needs.
- Comprehensive **Owner's Manual** is included with each harness.
 - Harness will arrive with detailed instructions for fitting, use and care of the equipment, links to fit & cleaning videos, and warranty information for your reference.
- **Great Fit Guarantee**
 - Because proper fit is essential, we offer a Great Fit Guarantee on all made-to-order harnesses within four weeks of delivery, see details on p. 23.
 - This means we will help you with fit adjustment at no charge, including new parts if necessary.
- **Lifetime Warranty** Our famous Lifetime Warranty on materials and workmanship is standard with everything we make in our workshop, see details on p. 23, or our website at bld.pet/guarantee.
- **Excellent customer support**
 - We are equipment experts and are happy to help you through this process.
 - We are here should you encounter an issue now or in the future.
 - **Have questions?** Call +1 303-856-3012 or email orders@boldleaddesigns.com
 - We're available to help you find the right options or help solve any dilemmas should you have concerns in the future.



Three D-rings on top of saddle for attaching accessories

We at BLD are equipment experts and are happy to help you through the ordering process. Our friendly team is here to answer any questions you have before, during, and after placing your order. Rest assured our harness experts will review all the details to help you get the equipment you need and to ensure the best fit possible.

Measuring instructions are included here in this packet, as well as by video on our website. We require measurements of both the dog and the person who will use the harness. We will contact you if we have any questions or need verification of any measurements. A due date for the order will be assigned AFTER the measurements are confirmed. Our normal turnaround time is 4-5 weeks.

**Now, let's take an in-depth look at the handles available.
We'll start with the Balance Assistance Harness.**

Balance Assistance Harness (BAH) with leather handle



Starting at \$555. See price list on p. 11

Who is it for? The BAH is a good choice for many people with conditions such as vertigo, balance or gait impairment, disequilibrium, neurological conditions, brain injuries, Parkinson's, MS, cardiopulmonary disorders, etc. where light to moderate contact with a flexible handle can assist with stability.

We at BLD think this harness is the best option for most of our clients with mobility needs! **This harness offers counterbalance, pulling, and excellent communication with the dog.** The BAH can provide stabilization while standing or walking, momentum pull to help maintain a regular gait, leading/guiding feedback, and/or getting up from a seated position.

- The BAH has the most handle options
 - All will be made to your desired height/length
 - You may choose one or a combination of Assistance Handle styles for specific tasks you'd like your dog to perform
 - **The second handle can be longer or shorter** than the primary handle to allow the dog to assist with additional tasks
- All BAH handles are crafted with sturdy, double-layered leather and are custom-made to your desired height or length in your choice of firmness.
 - **Flexible handles** are soft and will become more supple over time
 - **Semi-rigid handles** are reinforced to allow them to hold their shape and offer increased feedback

NOTES: This harness does NOT offer bracing. Leather assistance handles are lower impact and generally safer for the dog than a rigid metal handle. This harness will not fit dogs smaller than the minimum weight and measurement size and cannot be adjusted or made smaller than stated.



[See the BAH
online here!](#)



Standard



Extra Large



Giant

Harness Sizes:

Standard BAH

For most dogs 45-95 pounds, with a girth size of 26-34 inches (best choice for most retrievers and doodles).

Extra Large BAH

For most dogs 90-150 pounds, with a girth size of 33-40 inches (also recommended for deep-chested breeds such as GSD's and Dobermans weighing 85 pounds or more, or any dog over 100 pounds such as Rottweilers, smaller Great Danes, Newfoundlands, Bernese, etc.).

Giant BAH

For dogs 150-200 pounds, with a girth over 40 inches (best choice for larger Great Danes, St. Bernards, Mastiffs, etc.). Only available in black.

Harness Leather Color Options:

Black

Our standard offering is Black Latigo leather. The leather is solid black all the way through and therefore it does not fade. It hides the appearance of scuffs and wears beautifully over time.

London Tan

Gorgeous bridle leather. Tan shades may vary slightly; each part of harness may be a different shade but always coordinate beautifully. May darken and show some scuffs with use over time. (Not available in giant size.)

Girth and Belly Strap Latch Options:

Quick-Release Buckles


Default standard option: All metal buckles are easy to operate. Spring-loaded side release style requires only light pressure to open.

One-Hand latch operation

D-rings placed near the quick release make it easier to grasp the straps and fasten with one hand.

Magnetic Latches

Ideal for those with very limited strength or dexterity!
This amazing latch, designed for motorcycle helmets, is reliable and secure under load. These latches self-align and hook closed when fastening the straps; incredibly easy to release by pulling the red tabs. Includes D-ring on the strap for one-handed use.



Quick-Release Buckles



One-Hand latch D-rings



Magnetic Latch
option on girth and belly straps

BAH Primary Leather Assistance Handles:

Handles over 4 ½" (11 cm) tall will be made with a horizontal brace strap to stabilize the handle loop. Handles 18" (45cm) or longer require a custom sleeve to support the handle properly (not shown, additional cost).

Balance Handle (vertical)

Flexible Balance Handle

The vertical **Balance Handle** is the standard option for the BAH. This leather handle is positioned vertically on the harness and is stabilized to provide excellent feedback and communication with your dog. It mounts low on the harness saddle with quick-release latches, and is kept upright with heavy-duty O-rings.

This one is **best for counterbalance while standing and light contact while walking**. It is recommended for people that have non-fluid movement yet need a sturdy handle.

The flexible handle will soften and slump over time.

Semi-Rigid Balance Handle

Highly recommended! Most popular as a primary handle.

Same look and features as the above option. Reinforced with a rawhide core for a firmer feel and increased feedback. This handle will hold its form and **stand upright**, making it accessible for grasping without bending over. Very sturdy yet does not transfer excess motion or torque to the dog like a metal handle does. Good for counterbalance and stability, especially for people that have non-fluid movement yet need a sturdy option.

Support Pull Handle (angles back)


Flexible Leather Support Pull Handle

Designed for heavier momentum and pulling needs, this handle provides optimal pulling pressure distribution.

This handle is best for those who need moderate gait stabilization, counterbalance and/or a sturdy momentum pull while walking. It's ideal for those who want their dog to pull into the harness for assistance to stand from a seated position. Handle attaches low on the harness in the most ergonomic location for the dog to pull with minimal effort; pressure is directed under the dog so the his/her mass does the work. "Mouse ear" loops keep the handle in position at a slight angle back. This handle drops a bit when you let go of it, has a looser feel than the vertical balance handle, but also offers more support.

Semi-Rigid Leather Support Pull

Highly recommended! Most popular as a second handle. Offers the most support while dog is in motion. Same looks and features as the above option. Reinforced with a rawhide core for a firmer feel and increased feedback. The Semi-Rigid Support Pull Handle is our most popular and is recommended for most of our clients. This one is fantastic as either a primary or secondary handle. It pairs well with the standard vertical Balance Handle.



Balance Handle



Support Pull Handle



Balance and Support
Pull Handle

BAH Additional Leather Handle options:

Clip-on Balance Handle (loose):

Clip-on Balance Handle is a minimal, low profile option. It clips onto heavy-duty O-rings toward the top of the harness saddle. Handle lays down when you let go of it. Ideal for a short grab-handle (3-4") for counterbalance, getting up from a seated position. This handle has a looser feel than the above options. We think it's best as an additional handle paired with the Support Pull handle. Semi-rigid is available, but will not improve it's performance. (Not built into the harness, can be added anytime.)



Clip-on Balance Handle (loose)

Basic Pull Strap:

This simple leather strap is adjustable and forms a 3-6" adjustable handle when clipped onto the standard D-rings. It makes a good secondary handle for general use. Good for getting up from a seated position, or occasional wheelchair pulling. For wheelchair pulling, some clients use this handle offset, clipped to the top and side of the harness. (Not built into the harness, can be added anytime.)



Basic Pull Strap

Leather Guide Handle:

Available in Flexible or Semi-Rigid Option

Leather **Guide Handles** are for light-duty leading/guiding. This handle offers good directional communication. It attaches to the front edge of the harness saddle via quick-release buckles and angles back. Velcro stabilizers help keep the handle in position. In general, most clients find the **support pull** handle to be more useful.

Available as a flexible handle, or semi-rigid which is reinforced for a sturdier feel. This is our least popular handle option.

Notes: it will not perform like a traditional hard-handled guide harness. Not compatible with Support Pull or Mobility Support handles.



Leather Guide Handle

Balance Assistance Harness (BAH): Price List

Harness Size: Select One

<input type="radio"/> Standard BAH*	\$555
<input type="radio"/> Extra Large BAH*	\$565
<input type="radio"/> Giant BAH*	\$650

**Price listed includes a flexible Vertical Balance Handle as the primary handle*

Choose Color: Select One

<input type="radio"/> Black	Included in price
<input type="radio"/> Tan	+\$20

Choose Latch for girth and belly straps: Select One

<input type="radio"/> Quick Release Buckles	Included in price
<input type="radio"/> One-Hand latch operation	+\$10
<input type="radio"/> Magnetic Latches	+\$40

Primary Handle: Select One

<input type="radio"/> Vertical Balance Handle: Flexible	Included in price
<input type="radio"/> Vertical Balance Handle: Semi-Rigid	+\$20
<input type="radio"/> Support Pull Handle: Flexible	+\$15
<input type="radio"/> Support Pull Handle: Semi-Rigid	+\$35

Additional Handle(s):

<input type="radio"/> Basic Pull Strap	+\$25
<input type="radio"/> Clip-on Balance Handle (loose): Flexible	+\$65
<input type="radio"/> Support Pull Handle: Flexible	+\$65
<input type="radio"/> Support Pull Handle: Semi-Rigid	+\$85
<input type="radio"/> Leather Guide Handle: Flexible	+\$50
<input type="radio"/> Leather Guide Handle: Semi-Rigid	+\$70
<input type="radio"/> Custom sleeve for 16"+ handles (best on the Semi-Rigid Support Pull)	+\$40

+Shipping and Taxes :

Determined at time of
purchase

Total: \$

Mobility Support Harness (MSH) with rigid metal support handle

Starting at \$585. See price list on p. 17

Who is it for? The MSH can be a good option for people with balance impairment, disequilibrium, neurological conditions, or other conditions where light to moderate contact with a rigid vertical handle can **assist with orientation and/or balance support**. This harness can provide **light bracing** while the dog and the person are both standing.

An additional leather handle can be added to allow the MSH to assist with momentum, gait stabilization, pulling, leading, and counterbalance support while in motion.

- **Rigid metal Support Handle** made from lightweight, high-grade aluminum.
- Provides vertical stability support and can be used for occasional light bracing, such as getting up from a seated position or for balance while standing. Dog should always be standing square to brace in these situations.
- The MSH Support Handle is designed with low center of gravity to distribute pressure around the dog's core. **Support bars** mounted to the harness saddle are permanent and will not loosen over time, and feature support **D-rings** on each side (new 2020 feature at no charge).
- **Support Handle folds down** to allow dogs into tight spaces, in vehicles, under tables or chairs.
- Padded handle grip is comfortable and easy to clean.
- Reflective tape on sides of handlebar for night-time visibility.
- Additional leather handle options are available to add additional functionality to the harness.
- The MSH is only for dogs over 60 pounds that are large and strong enough to perform this physically demanding work for their partner.

[See it online here!](#)

NOTE: Rigid support handles must not be leaned on for constant support, pulled on, or used for momentum while walking. Heavy pressure should never be applied to the metal handle, especially while the dog is in motion. The MSH is not recommended for people with ataxia, Parkinson's disease, or similar conditions that cause shaking or tremors because excess movement through the metal handle will throw the dog off balance, add additional strain to the dog, and will feel unstable to the person: the BAH is better suited for such applications. This harness will not fit dogs smaller than the stated minimum weight and measurement size.





Standard



Extra Large



Giant

Harness Sizes:

Standard MSH

For most dogs 60-95 pounds, with a girth size of 28-34 inches (best choice for most retrievers and doodles). NOT available for dogs under 60 pounds.

Extra Large MSH

For most dogs 90-150 pounds, with a girth size of 33-40 inches (also recommended for deep-chested breeds such as GSD's and Dobermans weighing 85 pounds or more, and any dog over 100 pounds such as Rottweilers, smaller Great Danes, Newfoundlands, etc.) Available in black only.

Giant size MSH

For dogs 140-200 pounds, with a girth over 40 inches (best choice for larger Great Danes, St. Bernards, Mastiffs, etc.).

Sorry, not all options are available for Giant size. ONLY available in black with standard bars. No tall handles or pull-rings are available.

Harness Leather Color Options:

Black:

Latigo leather is our standard offering. Because the leather is solid black all the way through it does not fade, hides the appearance of scuffs, and wears beautifully over time.

London Tan:

Gorgeous bridle leather. Tan shades may vary slightly; each part of harness may be a different shade but always coordinate beautifully. May darken and show some scuffs with use over time.

Girth and Belly Strap Latch Options:

Quick-Release Buckles

Default standard option: All metal buckles are easy to operate. Spring-loaded side release style requires minimal pressure to open.


One-Hand latch operation

D-rings placed near the quick-release make it easier to grasp the straps and fasten with one hand.

Magnetic Latches

Ideal for those with very limited strength or dexterity!

This amazing latch, originally designed for motorcycle helmets, is reliable and secure. These self-align and hook closed when fastening the straps; incredibly easy to release by pulling the red tabs. Includes D-ring on strap for one-handed use.



Quick-Release Buckles



One-Hand latch D-rings



Magnetic Latch

option on girth and belly straps

Rigid Support Handle heights:

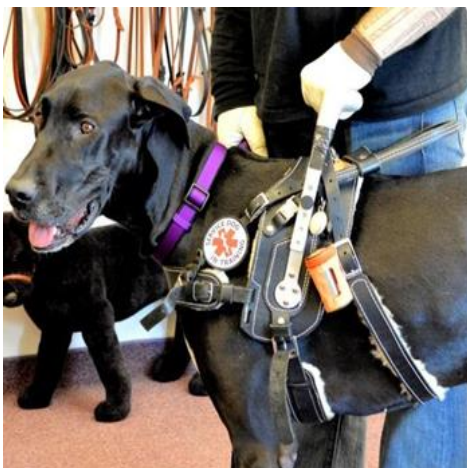
- 2-4"
- 3-6"
- 6.5-8.5"
- 9-11" TALL*

Tall option includes heavier gauge metal and upgraded support bars on saddle.



Measurements will determine the handle size you need. Handlebars can be replaced at any time with a similar height or shorter. (Tall handles will ONLY fit on harnesses ordered with a TALL handlebar option).

NOTE: Height is the distance between the top of the harness saddle and the top of the handlebar. (The dog's withers are level with the harness top.) Support Handle adjustment range listed is approximate; exact dimensions depend on the harness size and dog's width.



Rigid Support Handles are available in a variety of heights.

Left: 2-4" handle

Center: 3-6" handle

Right: 9-11" TALL handle

**Tall handles apply more torque and pressure to the dog than shorter handles. Not recommended for most users or any dog smaller than stated minimum size. Consider the BAH if tall handle is required.*

Support Handle grip style:

Straight Grip

Standard handle grip is ambidextrous. Your hand and elbow will be positioned directly over the dog's body, with your palm facing back.

Ergonomic Grip *Highly recommended!*

Choose left or right hand. Z-shaped handle grip allows for more natural hand and arm position. Arm and elbow are able to relax in toward your body while your hand remains centered over the dog. Ergonomic grip is comfortable and balanced for most people, especially those with hand/wrist/shoulder mobility or pain issues. (When necessary, ergonomic handle can be used with opposite hand; palm will face forward.)



Handle Folding:

ALL support handles fold down!

Handle folding mechanism is engaged by pulling two small pegs—one on each side of the handlebar.



Standard release pegs

Standard release pegs are a small metal knob (dime sized) that pulls out to release the handle so it can fold back. Can be operated together or independently when the built-in locking mechanism is engaged.



Pull-Rings

Highly recommended for weak hands or for one-hand operation.

For people with limited dexterity who have trouble grasping a small peg, Pull-Rings can be added to make it easier to operate the handle folding mechanism. Includes Infini-Key extenders for convenience.

NOTE: all harnesses made after April 1, 2020 can be retrofitted with pull-rings for an additional cost. This retrofit can be done without sending the harness to us, but requires high-dexterity to install.



MSH additional handle options:


Customize your MSH harness for pulling, leading, forward momentum, and guiding;; Several handle styles to choose from.

No Additional Handle

When pulling or leading is not needed.

Basic Pull-Strap

This simple leather strap is adjustable and forms a 3-6" handle when clipped onto the standard D-rings. Good for getting up from a seated position, or occasional wheelchair pulling. Not built into the harness, can be added anytime.



Basic Pull Strap


Support Pull Handle

Available in Flexible or Semi-Rigid option

Highly recommended!

The Support Pull Handle is designed for heavier momentum and pulling needs and can be made to any length. **This handle is best used as the primary handle for those who need moderate gait stabilization, a sturdy momentum pull, or leading of any kind.** Handle attaches to lower d-rings with spring snaps and angles back behind the metal support handle. Harness will be made with "mouse ear" loops to provide optimal pulling pressure distribution. Available as a flexible handle or semi-rigid handle (reinforced for a sturdier feel and enhanced feedback). Custom made to desired length.

Recommended length is 1-2" shorter than the metal handle—this makes it easy to grasp the metal support handle when more support is needed. Can be made longer if preferred; indicate when ordering.



Support Pull Handle

on a MSH



When the Support Pull Handle is made 1-2" shorter than rigid metal handle, the metal handle can be grasped without letting go of the Support Pull Handle.

Mobility Support Harness (MSH): Price List

Harness Size: Select One

<input type="radio"/> Standard MSH*	\$585
<input type="radio"/> Extra Large MSH*	\$600
<input type="radio"/> Giant MSH*	\$715

**Price listed includes a standard height, straight Rigid Support Handle as the primary handle*

Choose Color: Select One

<input type="radio"/> Black	Included in price
<input type="radio"/> Tan	+\$20

Choose Latch for girth and belly straps: Select One

<input type="radio"/> Quick Release Buckles	Included in price
<input type="radio"/> One-Hand latch operation	+\$10
<input type="radio"/> Magnetic Latches	+\$40

Primary Rigid Support Handle:

Select Handle Height: We will use your measurements to verify the correct handle height.

<input type="radio"/> 2-4" tall	Included in price
<input type="radio"/> 3-6" tall	Included in price
<input type="radio"/> 6.5-8.5" tall	Included in price
<input type="radio"/> 9-11" TALL *not available on Giant size	+\$30

Select Handle Grip Style:

<input type="radio"/> Straight grip	Included in price
<input type="radio"/> Ergonomic grip	+\$65

Handle Folding: Select One

<input type="radio"/> Standard Release Pegs	Included in price
<input type="radio"/> Pull-Rings	+\$30

Additional Handle(s):

<input type="radio"/> Basic Pull Strap	+\$25
<input type="radio"/> Support Pull Handle: Flexible	+\$65
<input type="radio"/> Support Pull Handle: Semi-Rigid	+\$85
<input type="radio"/> Custom sleeve for 16"+ handles (best on the Semi-Rigid Support Pull)	+\$40

+Shipping and Taxes :

Determined at time of purchase

Total:

\$

MSH Accessories:

Replacement bolts:

Highly recommended!

Removable bolts hold the handle onto the harness. All bolt sets include rubber washers, and are available in standard or tall size to fit your handle. **Your MSH will come with one full set.** Order an extra to keep an extra set handy, just in case.

Note: Hardware is standard size (1/4-20) and compatible with plain bolts from a hardware store. BLD's bolt kits have thumb screw caps to make them easy to operate without tools.

- ☐ Full set of bolts includes two round bolts, two winged bolts \$6
- ☐ Pair of winged (T-shaped) bolts \$4
- ☐ Pair of Round bolts \$4



Banner Badge: \$25

Two-sided woven patch spans between the handlebars. 2.5 x 5 inches. Easily attaches to handlebar with included Velcro straps. Only fits MSH rigid metal support handles 4" or taller. (Not compatible with BAH)



- ☐ #101 SERVICE DOG
- ☐ #102 SERVICE DOG / Ignore me, I'm working
- ☐ #103 SERVICE DOG / DO NOT PET / Public Access Required by Law
- ☐ #105 Mobility Assistance Dog / STOP sign / DO NOT PET / DO NOT DISTRACT / Do Not Separate Dog from Handler
- ☐ #106 Mobility Assistance Dog

Harness Accessories for BAH & MSH:

BLD's Service Dog Cape/Vest:

- Cape/Vest is specifically designed to be compatible with BLD's BAH & MSH. Assorted colors available. Made in Colorado.
- Sits on the dog's back behind the harness saddle and does not interfere with the function of your harness, or overburden your dog.
- Velcro tabs attach the cape/vest to the D-rings on your harness.
- Flat, low-profile design does not catch on your legs as you walk next to your dog (providing they're not over-stuffed).
- Three Velcro panels to attach patches.

☐ **Medium Cape/Vest, \$60**

overall size: 6.5 x 18, fits standard size harness


☐ **Large Cape/Vest, \$65**

overall size: 7.5 x 20 inches, fits XL harness

Optional nylon **Chest Harness Strap** (CHS) is available if you wish to use the Cape-Vest as a stand-alone service dog vest. Great option so your dog can be "dressed" when not wearing the MSH/BAH harness.

☐ **Medium CHS, \$12**

☐ **Large CHS, \$15**



Chest Harness Strap



Harness Pouches:

Fabric Accessory Pouch features a front zipper pocket, reflective stripes, accessory D-rings, and a Velcro panel to attach a patch. The pouch can be clipped onto the standard D-rings on BLD's service dog harnesses, or can be worn as a waist pack by attaching to belt-loops on your jeans/trousers, or worn on any belt. Main compartment is half-moon shaped at the top to allow easy access, and tapers at the bottom. Measures approx. 8 x 6 inches (20 x 15 cm); front zipper pocket is approx. 3 x 5 inches (7.5 x 13 cm). Assorted colors. One size. Made in Colorado.

☐ **Fabric Accessory Pouch, \$32**


Leather Accessory Pouch is made with designer handbag quality leather and detailing by Amish artisans in Ohio. Zippered pouch is half-moon shaped with a smaller zipper pocket on the top. Can be used as a hip/wait pack on your belt.

☐ **Leather pouch, standard size, \$100**

(black or red) 8 x 4 x 2"

☐ **Leather pouch, large size, \$110**

for XL harness (black or red) 10 x 5 x 2.5"



Velcro Patch: \$6 - \$8

Clear and legible woven patches are backed with Velcro to stick onto your vest/cape or pouch. No sewing required! Choose one or a combination of patches to identify your dog's status as a service dog. Imported.

3 x 1 inches (7.6 x 2.5 cm) \$6 each

- ☐ #13-1 Do Not Separate/Dog From Handler
- ☐ #13-2 Emergency/Info Inside Pocket
- ☐ #13-3 Mobility/Assistance Dog
- ☐ #13-4 Ignore Me/I'm Working

5 x 1.5 inches (12.7x 3.8cm) \$8 each

- ☐ #155-1 Service Dog
- ☐ #155-2 Service Dog/In Training
- ☐ #155-3 STOP/Do Not Distract
- ☐ #155-4 Service Dog /Do Not Pet
- ☐ #155-5 Mobility Assistance Dog

Leash Wrap: \$16 - \$18

aka Double Patch

Specially designed as a leash wrap, these round, double-sided badges can Velcro around a leash or harness strap up to 1 inch wide. Looks great on harness shoulder straps or on the brace strap of a leather handle (4.5" or taller). Made from woven damask fabric or printed fabric. Most badges are 3.25" (8.25cm) in diameter. Imported. Round/circle designs are \$16

- ☐ #300 Please STOP I Need Space (3.25" / 8.9 cm)
- ☐ #301 Service Dog
- ☐ #302 Service Dog / In Training
- ☐ #303 Service Dog / Do Not Distract
- ☐ #304 Do Not Pet / STOP / Do Not Distract
- ☐ #305 Medical Alert / Assistance Dog
- ☐ #307 Assistance Dog / Please Ignore
- ☐ #308 Service Dog / Mobility Support
- ☐ #801-802 Octagon STOP sign \$18

Side 1: STOP Please / Ignore

Side 2: NO Eye Contact Touch or Talk / Dog is Working



Additional Harness Parts: Price List

If additional/replacement harness parts are needed after you have received your harness, please refer to the following price list. We offer these parts to allow you to refit the harness as needed to another dog.

BAH Saddle (no straps or handle)

<input type="radio"/> Standard BAH Saddle Only	\$360
<input type="radio"/> Extra Large BAH Saddle Only	\$370
<input type="radio"/> Giant BAH Saddle Only	\$430

MSH Saddle (no straps or handle)

<input type="radio"/> Standard MSH Saddle Only	\$370
<input type="radio"/> Standard MSH Saddle Only TALL	\$390
<input type="radio"/> Extra Large MSH Saddle Only	\$385
<input type="radio"/> Extra Large MSH Saddle Only TALL	\$405
<input type="radio"/> Giant MSH Saddle Only	\$480

Replacement Straps (BAH or MSH)

<input type="radio"/> Girth Strap (Std., XL, or Giant)	\$35
<input type="radio"/> Belly Strap (Std. or XL)	\$45
<input type="radio"/> Belly Strap (Giant)	\$49
<input type="radio"/> Breastplate (Std. or XL)	\$70
<input type="radio"/> Breastplate (Giant)	\$89

Strap Options

<input type="radio"/> London Tan: Girth or Belly strap	+\$3
<input type="radio"/> London Tan: Breastplate	+\$5
<input type="radio"/> Magnetic Latch	+\$25 per strap

Replacement MSH Rigid Handles

<input type="radio"/> MSH Handle Regular Straight Grip (2-4", 3-6", or 6.5-8.5" tall)	\$70
<input type="radio"/> MSH Handle TALL, Straight Grip (9-11" TALL)	\$90
<input type="radio"/> MSH Handle Regular, Ergonomic Grip (2-4", 3-6", or 6.5-8.5" tall)	\$135
<input type="radio"/> MSH Handle TALL, Ergonomic Grip (9-11" TALL)	\$155

Continued on next
page...

Additional Harness Parts: Price List Continued

Leather Handles

<input type="radio"/> Vertical Balance Handle: Flexible *BAH Only	\$50
<input type="radio"/> Vertical Balance Handle: Semi-Rigid *BAH Only	\$70
<input type="radio"/> Support Pull Handle: Flexible	\$65
<input type="radio"/> Support Pull Handle: Semi-Rigid	\$85
<input type="radio"/> Clip-on Balance Handle (loose): Flexible *BAH Only	\$65
<input type="radio"/> Leather Guide Handle: Flexible *BAH Only	\$50
<input type="radio"/> Leather Guide Handle: Semi-Rigid *BAH Only	\$70
<input type="radio"/> Basic Pull Strap	\$25

Leather Handle Options:

<input type="radio"/> London Tan	+\$5 per handle
<input type="radio"/> Custom Sleeve for 16" + handles	\$40
<input type="radio"/> Mouse Ears Kit (for Std. size only)	\$10
<input type="radio"/> Guide Mount Kit	\$15

If you have any questions about ordering replacement parts, feel free to contact us!

Email: orders@boldleaddesigns.com

Phone: 303-856-3012

Additional BAH/MSH Options for special circumstances:

Only available by special request and not available through our website.

Material sensitivities and allergies: If you have concerns about a reaction to any materials used in our equipment, contact us for a sample kit of materials to test on your own prior to ordering your harness. There will be a \$25 charge for the sample materials; this amount will be credited to your harness order. We are limited on material modifications for sensitivities, but will do our best to recommend options that could work for you!

Deerskin Lining for dogs allergic to wool (add \$75) If the dog has veterinarian verified wool allergy or the person has a severe allergy to airborne sheep wool epithelial, deerskin can be used to line the harness and strap pads instead of sheepskin. Such a modification must be medically necessary and is only available on NEW harness orders.

Additional D-rings (add \$8 each) May be available if you have a specific need for an accessory or attachment that does not impede the design or function of the harness. Not recommended for most people.

Great Fit Guarantee

All new harnesses and custom service dog equipment come with a Great Fit Guarantee. Every effort is made to produce a harness that fits your dog perfectly. If we made an error, or a fit adjustment is needed, we will correct it at no cost to you within the first 4 weeks of delivery. This includes new parts and standard shipping. If inaccurate information or measurements were given when the order was placed, we will still adjust your harness or fabricate new parts at no charge to ensure the correct fit, but shipping costs will apply. (There may be additional charges for a change of size and/or features as well.)

Sorry, no refunds or returns are accepted on custom-made service dog harnesses. We will do our best to be sure you have the right equipment, properly fitted, and we promise to be here if you have questions at any point.

BLD's Lifetime Warranty

We proudly stand behind the quality of our products. Bold Lead Designs' handcrafted leather & Brahma products are guaranteed against defects in materials and craftsmanship, for life!

If your BLD harness ever breaks or is damaged from regular use due to materials or craftsmanship flaws, **contact Bold Lead Designs for a replacement or repair at no charge.** There is no time limit. Customer is responsible for shipping charges.

If you ever have issues or questions about your equipment, contact us at the workshop so we can help find a solution! Non-warranty repairs and service may be available for a nominal repair charge. Replacement parts may be available for purchase.

Warranty is limited to replacement or repair of covered product only, and does not cover chewing, neglect, misuse, normal wear, or customer alterations. Bold Lead Designs reserves the right to determine if a repair or replacement is covered by our warranty. Items we don't make in our workshop, like accessories and consumable items, are excluded. Note: any item sold as used or imperfect or marked with a star is excluded from any warranty or guarantee.

Limitation of Damages:

Guarantee/Warranty is limited to replacement or repair of product only. Bold Lead Designs, LLC, or its associates, cannot be responsible for any claims or liabilities beyond the scope of the guarantee. Chewing, neglect and misuse, customer alterations, and items marked with a star void all warranties. No other warranties, expressed or implied, are made. User assumes all responsibility for proper and safe use of products and care of animal. Customer pays for shipping for warranty claims.

See our website for complete details. bld.pet/our-guarantee

Canine Expert Recommendations:

Bold Lead Designs “has worked extensively to create custom harnesses for service dogs that have minimal impact on the musculoskeletal system, allow comfortable range of motion and provide additional padding at potential pressure points.” –*Tara Britt, VMD, DACVS*

Much thought and planning went into the design of the Mobility Support Harness, taking into consideration the dogs' health and the person's safety. I am impressed with the quality and sturdiness of the materials used. It fits the dog well minimizing any stress on joints and irritation from rubbing, making it very comfortable for the dog. At the same time, the design of the harness provides stability for the person regardless of the direction of force put on the harness. This product both provides assistance for a person with poor balance but keeps the dog safe. --*Marty Pease, PT, CCRP*

Client testimonials: Many more product reviews may be found on our website.

I purchased the mobility harness for my service dog Buddy. In short it has changed my life. I went to a movie theater for the first time in 7 years. I hated using a walker, but, with my pal and this wonderful mobility harness I am able to negotiate steps, ramps and tight aisles we all dread in certain stores. With the command brace and the harness fit allows Buddy to bear enough weight to allow me to rise and in the down position of the ergo handle he even helps me get to my feet, people have actually applauded my service hero. But Buddy knows that his new mobility harness is the best tool in his arsenal. God Bless you all, and God Bless you for helping us regain my freedom. **popjohnson** – September 12, 2015

Good day BLD family. A few years back a package arrived on our doorstep. Teauful's stump wagging. Out comes the most exquisite harness. . . For years this harness has provided Teauful with comfort and enabled Tearful to save me from many injuries. More than I can count. Winter is upon us again and I know when I slip on the ice, the harness will hold firm. . .

Your harness helped me walk with my sons as they graduated high school.

Your harness enabled me to walk back out on the parade deck at Parris Island where I graduated as a United States Marine in 1991 to shake the hand of not one but two sons that graduated on the same parade deck in 2016 and 2017.

No matter the weather conditions, no matter the abuse we put the harness under, the harness fulfilled its mission.

There is one complaint I have. Every darn time Teauful and I go out in public we inevitably run into fans of the harness. We hand out BLD business cards like celebrities. So we have to plan more time for our trips. Teauful secretly loves showing off his harness even though he acts all business.

My family wish you all the best. Thank You for the gifts you have given our family and so many families around the world. **Sincerely, Carl, Tammy, and Sir Teaufulhaunt of Dorincourt.**

I've used a mobility service dog for over 5 years due to MS. I'm also a physical therapist. I've tried many harnesses. The BAH quality in my opinion ranks with human orthotics. The harness is made from great materials with excellent craftsmanship. The harness is custom fit. I've used BLD harnesses for 5 years. This BAH is the best harness I've found for stability, fit, esthetics, comfort, and function. **Patty A., 2017**

I have used a few different mobility harnesses over the years and I decided to try the [Balance] Harness with a longer mobility handle. Wow! If you are looking for a professionally made, detailed, well-designed harness, this is the one. I've even had a harness-maker stop me at a horse show to ask where I got such a fantastic harness. The leather is top grade, the fit is perfect, the fleece is top quality—not that cheap stuff that wears out—and the perfect stitching is just one of the attention to details that is hard to find anymore. This harness will last for years! This harness is worth every penny! **K.T. 2015**

I was worried about spending so much online without seeing and feeling the harness in person. I was worried about the measurements I took were not correct. I was worried about everything that could go wrong. **All those worries were proved imaginary and useless!** This harness leather is better than expected! The workmanship is excellent! The measurements were tweaked so if Bravo lost or gained some weight the harness would still fit! The people at Bold Lead Designs were Wonderful to talk to and helped me make some last minute decisions to make Bravo's harness perfect!! Bravo hated his old service harness so much he would hide under the table. With this harness, he puts his head through and stands still to get it latched. **Mari S – 2015**

Their service really cares about your dog. I have a 15 mo old GSD that I needed a harness for but she is still young and I was worried about her growing and what size would be best for her. Now they could have just sold me the harness right then and there BUT they told me that I should wait until she is about 2 when her growth plates close. They not only have great harnesses but they really care about the dogs they make them for. I will be ordering in May when she is 2. It was NOT about the money to them it was about my dogs health and me. How can you not trust someone like that!!!—Linda H.

This Mobility Harness is the best. Made with great leather and with care. Fits my dog perfect. The harness I had before slipped to one side or the other, NOT THIS ONE it stays put. My dog is comfortable with his harness, and it is easy to remove when I am done using it, not like the other ones where you have to unbuckle and fight with the dog to stay put so you can get to the buckles. I get compliments Everywhere I Go how nice of a harness it is. Customer service is the best. I highly recommend his harness. **Russell C., 2015**

Worth every penny. The harness we had before this one was stiff, heavy, and had these impossible buckles that were really difficult for my rheumatic hands to fasten and unfasten. Gordon moved slowly when wearing it and tried to run from me when I needed to put it on him. Also, the handle didn't fold down, so he banged into everything all the time, especially when he went under tables in restaurants, etc. Enter this harness from BLD. We followed the very thorough measuring instructions, sent our order in, and were really pleased with both the turnaround time and the communication. When it arrived, we thought it was beautiful, and the quality was apparent. The first time we put it on Gordon, we could see the difference immediately. He had a spring in his step when he walked, he moved much faster, and he stopped running from me when he saw his harness. He is so much happier in this one.

I especially appreciate the ergonomic handle, the sheepskin padding, and the fold down handle features. But **the best part are the buckles.** Yay for buckles! The design means there's nothing for Gordon to have to step through or for me to have to pull his legs through, and the buckles are a gift to my hands, which some days don't work so well. Thank you for this, Katrina and crew! Love, **Shannon and Gordon**

Like most people, I was very nervous about spending so much money. When I placed the order, the people are so kind and patient – answering all my questions while getting all the information that they required. When the Harness arrived, I was thrilled beyond words...I definitely got what I paid for (and more)!!! The quality and workmanship is apparent from the moment you take it from the box and place it on the dog. My new Mobility Support Harness fits like a glove!!!! Thank you One and all from the bottom of my heart...Reaper and I are mobile and loving it! From start to finish, the BEST experience and one of the best purchases I have ever made! Thank you, Thank you, Thank you. **P.A.Keleshian** – September 14, 2015

IF I COULD GIVE AN ADDITIONAL STAR I WOULD. Not only is the harness a work of art, it is designed for Your dog and You. Every inch I was consulted about, guidance given and long-term considerations made. It was a PERFECT customer service experience. That said, we've used this harness for a few years now. Murphy's weight varies from summer to winter (swimming); the harness so easily adjusts. We are out in harsh weather all the time and there has been NO compromise. In fact it still looks beautiful. Murphy 'walks' right into the harness so i know with the sheepskin padding he is Happy to Work and wear it all day long. The hardware is smooth, functions perfectly, and seems built for long-term. . . As I said from the ordering process, the customization, customer service, and product quality – if I could give 6 stars I would. **RABIA** – September 2015

I received Lark's harness last Friday. **It is a functional, beautiful piece of art.**

So well made. It fit absolutely perfectly. She seems very comfortable in it, from the first try. It has changed my life in the most amazing way. We had a little soft canvas harness with a handle, but **this harness is transforming!** Lark leans into it and the handle is just the right height and firmness. We are marching along comfortably and happily, and I feel much safer. I have had a problem with people being attracted to my sweet and beautiful dog, and wanting to pet her. It's hard for me to always stop them. The professional appearance of this harness makes it clear to everyone that she is working.

Mostly I want to thank you for your expert and friendly and generous help in making the decision, and walking me through the measuring process. **This could not have been a more rewarding experience.** Thank you so much for all you do. **Franzi and Lark** – July 2017

About Bold Lead Designs

Established in 2008, Bold Lead Designs is an innovative Colorado company that designs and crafts premium quality dog leads and accessories from only the best leather and materials. Located in Aurora, Colorado, our workshop serves clients in all 50 US states and over 50 countries worldwide, so far.

Our products are unique and have been designed to be both people and dog friendly, they are crafted with quality and expertise that is rare and increasingly hard to find. Every custom item we offer is handmade to order, so you get exactly what you need.

Katrina Boldry, Owner & Designer, pictured here with Kepler, founded BLD to address the gap between the dog equipment people needed and what was otherwise available. She is proud to provide custom made equipment solutions for people with disabilities.

At Bold Lead Designs, we don't just make dog gear; we strive to offer solutions that enhance our clients' quality of life. All of us at Bold Lead Designs are honored to have the opportunity to provide equipment that improves the independence of our clients. We are grateful for your support and thank you kindly for your business. Let us know if we can be of assistance.

I know how difficult it is to find equipment that really works. I started designing service dog equipment because there was a serious lack of good quality, user-friendly gear out there. There was a gap between what people needed and what was available. Every day I strive to help people find solutions that will make their lives better.

– Katrina Boldry, Owner & Designer



How to measure for your BAH or MSH harness:

We require specific measurements to make your harness, along with your dog's weight, breed and age. Your harness maker will use this information to make your harness customized for your dog. The included diagrams, photos, and written descriptions will help you gather accurate information.

A helpful measuring video may be found on our website at bld.pet/measuring.

Provide all measurements at the time of your order—you can call us, order online, or email us directly. Please note that delays in receiving complete & accurate order information will affect the turnaround time of your harness order, as we cannot start on the harness without these important details.

The harness specialists at BLD will review all of the details and will contact you if we have questions about your order or measurements. We may make recommendations based on the information you provide. Please accept our experience and suggestions for the most functional equipment options.

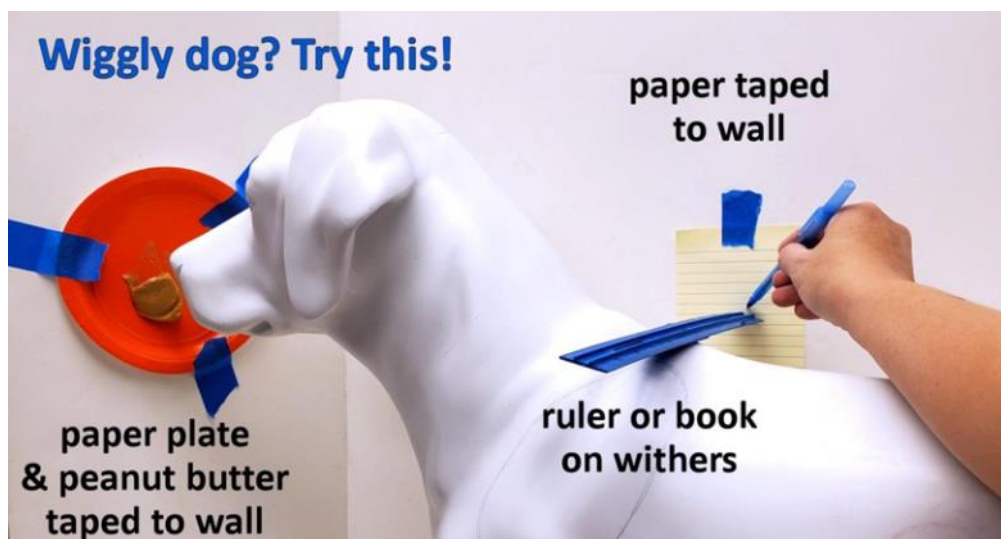
Don't panic, we're here to help! Really, don't worry—the straps are adjustable and we'll be sure you get a perfect fit.

Tips & Hints

- Measure the dog according to the diagrams, photos and directions provided.
- There's a worksheet on the back page to keep track of the measurements and any questions remaining after reading this packet.
- The dog and user do NOT have to be together to measure for these harnesses.
- Measure the harness user to determine the correct handle height. It's very important the handle (s) fit the person; please don't guess the handle height.
- **Take each measurement 2 or 3 times for accuracy.** Each time may give you different results; this is normal, don't panic. Try again and average the numbers.
- **Measuring tools:** A cloth/tailor's measuring tape is ideal because it is flexible. If you don't have one, use a string for measuring around your dog's body and then measure the string against a measuring tape or yard stick. Use a flat ruler for the width.
- If your dog is nervous with a measuring tape, try using a leash around their body, then measure the leash separately.
- **You may want a friend to help you.**

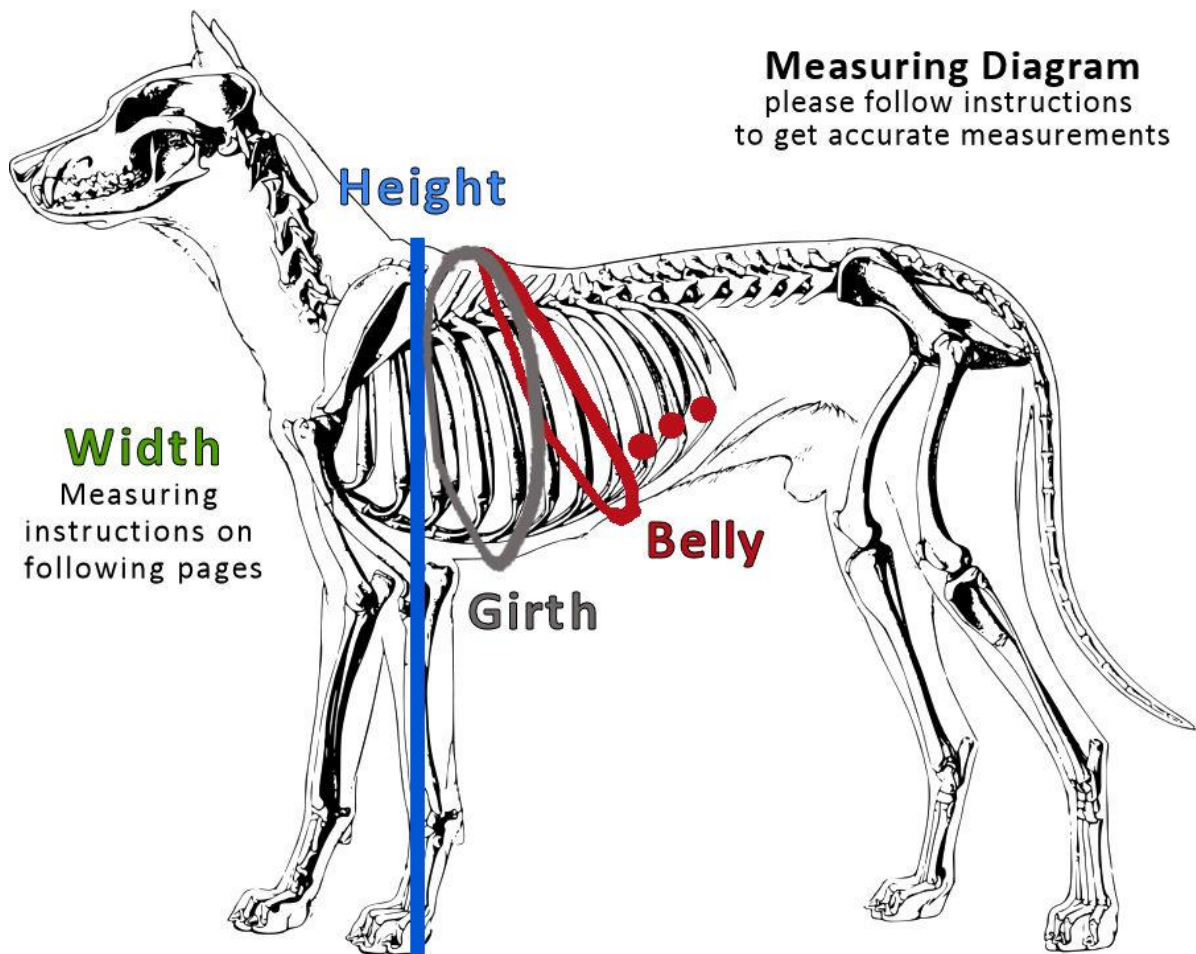
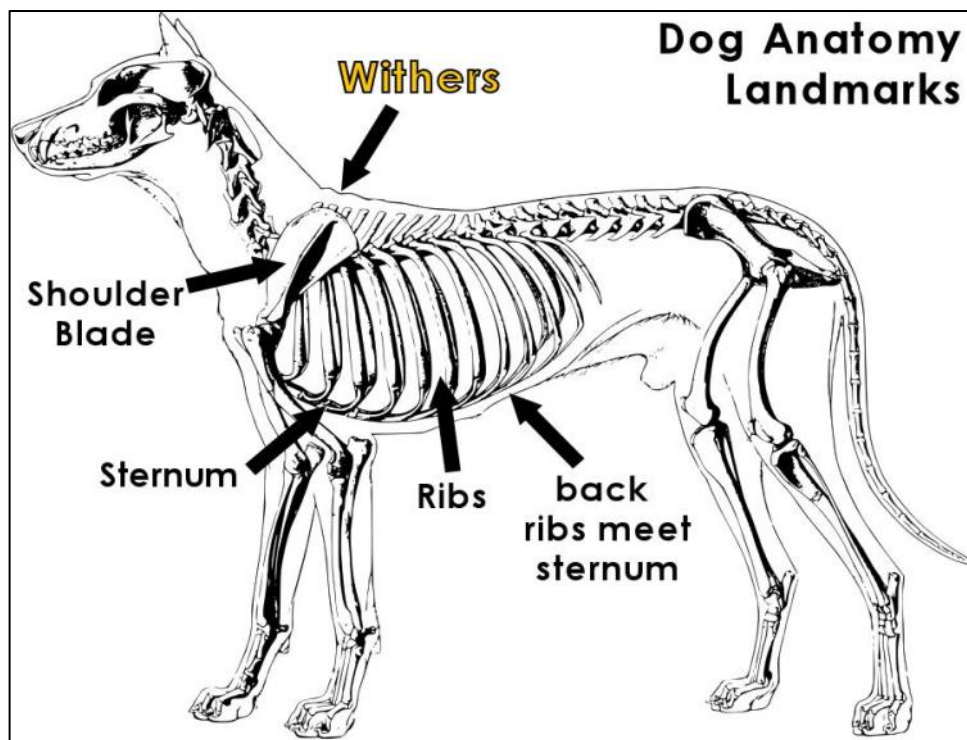
No helper? **Smear something tasty on a paper plate and tape it to the wall** at the dog's eye level to keep him occupied while you measure him.

- For the dog's height and person's wrist/hand measurements, you can **tape a piece of paper to the wall** to mark the height. Then measure from that mark to the ground.



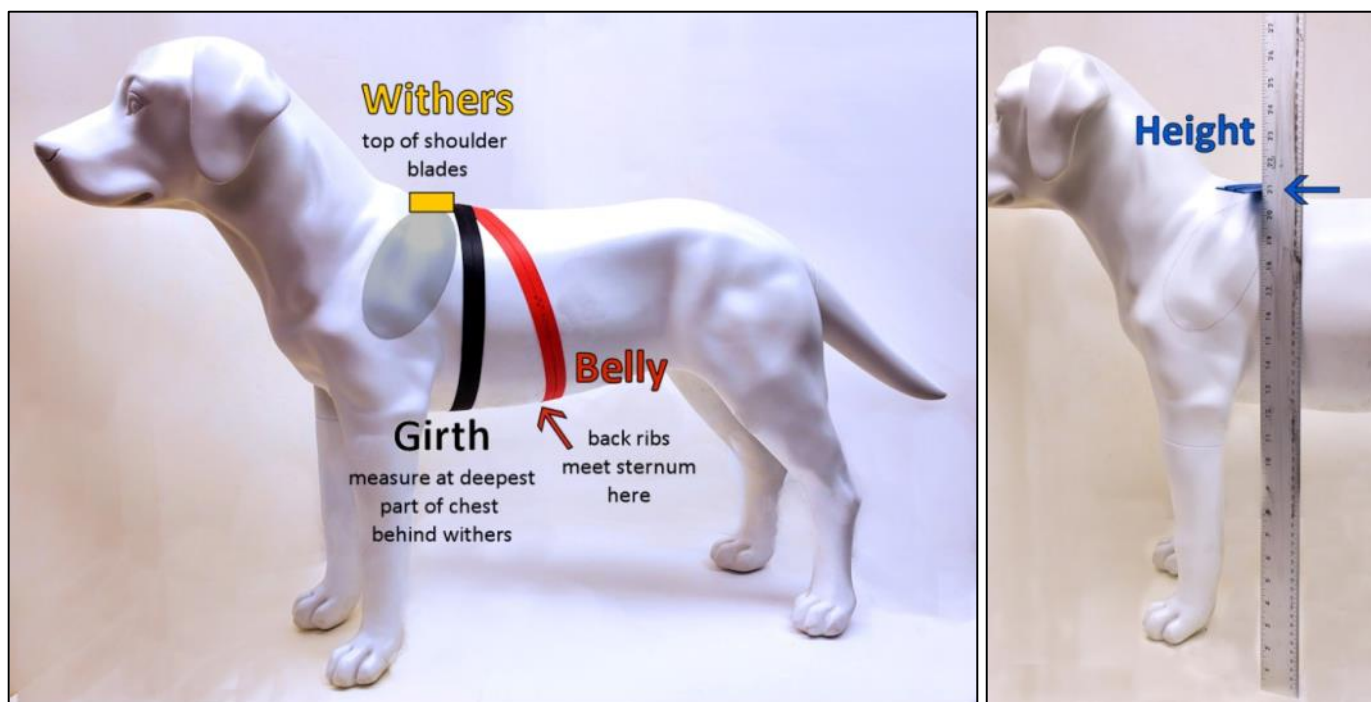
BAH & MSH Measuring: anatomy diagrams

Watch a video: bld.pet/measuring



Instructions to Measure the Dog:

- **First, get out the very best treats** you have, perhaps cheese, ham, or peanut butter! This is a great opportunity to have a helper bait your dog with a fistful of soft treats to keep your dog focused on trying to lick the food.
- **Have the dog stand square and balanced when taking all measurements.** (No sitting or lying down.) Keep the measuring tape snug.
- **Start by finding your dog's withers**, marked in yellow on the photos. The withers are the top of the shoulder blades (indicated with a grey oval). The bones can be felt over the dog's legs and shoulders, just below the dog's neck.
- **Next, locate what we at BLD call the "sweet spot,"** this is where the dog's back begins. It is immediately behind the withers. Feel the withers, and palpate (use your fingers to probe) as you move down the dog's back (just an inch or two) to feel for a bit of a dip in the dog's spine. It is important that the girth and belly measurement are taken at this spot because this is where the harness saddle will sit on your dog.
- In the photo below, the "sweet spot" is where the girth and belly guides meet just behind the withers.



1) Measure **Height** from withers to the floor

- This measurement should be a **straight, vertical line from the top of the shoulders to the ground**. If using a flexible measuring tape, **do not bend** the tape over the dog.
- Place a book or other flat object across the shoulders if you need. We use a blue ruler in the photos. Additionally, you can ask your dog to stand next to a wall and mark his height on the paper taped to the wall (as shown in the photo on p. 27).

2) Measure the Girth

- This measurement goes around your dog's ribs, behind the front legs, at the deepest part of his chest. Start the measuring at the "sweet spot" behind the withers, go down under the deepest part of the dog's chest and back around to the top.
- The measuring tape should be mostly vertical, forming a complete circle around the dog's chest. **Measure snugly** but don't squish your dog. (With long haired dogs, be sure you're measuring the dog's body, not just their floof!)


3) Measure the **Belly** (see photo on previous page)

- Similar to the girth, the belly is measured all the way around the dog's ribs/chest, but the bottom of tape measure will be **further back under the dog's ribs**, at a **diagonal** angle.
- First, locate the spot under your dog's belly where his/her ribs come together and join the sternum (indicated in red on the diagram on p. 28, and the photo on p. 29). Feel the dog's side and find the back of his ribcage, then count 3-4 ribs forward. Follow this rib down and palpate to find the notch where the deep part of his chest curves up toward the belly (flanks).
- **Bring the measuring tape under this point of the dog's ribs, and pull the tape up and forward to the "sweet spot."** The measuring tape must be snug. The measure will be at a diagonal angle.
- **Pro Tip:** put the measuring tape under your dog and "see-saw" it back and forth while pulling forward toward the withers—this settles the tape nicely under the belly, and then bring both sides of the tape to the "sweet spot."
- Avoid measuring vertically around the dog's waist, or place the measuring tape so far back it reaches the dog's flanks—both will yield inaccurate measurements. Usually, the belly and girth measurement are within 3 inches of each other. Remember, we will let you know if anything doesn't look right!
- Some boxy and/or long bodied dogs may not have a clearly defined tuck, just try your best!



Pro Tip:

Have dog stand in a doorway, with door and door jam touching his sides. Measure the opening.



4) Measure the dog's **Width**

- There are two ways to measure the dog's width. Both are best with a regular flat ruler.
- This is an important measurement; the handle(s) will be made based on how wide your dog is, so take this measurement multiple times for accuracy
- **Bird's Eye View method:** This method works well with dogs that have heavy muscling in the shoulders and short coats. Stand directly above your dog looking straight down over his body. If you touch one hand to each side of his ribs, how far apart are your hands?
- **Doorway method:** Lure your dog through a partially open door. Have your dog squeeze through the doorway and stop when his shoulders are just past the doorjamb; **measure the width of the door opening at the dog's ribcage**. Be sure the door and doorjamb touch the dog. This works well with a sliding door, and a fistful of tasty treats. (The measuring video has a good demonstration of this method.)

Instructions to Measure for the Handle:

Now it's time to measure the person who will use the harness to determine the handle size. Measure the hand that will primarily be used on the harness (most dogs work on the person's left side, with left hand on the handle). Please take each measurement 2-3 times for accuracy.

Use the harness worksheet on the following page to calculate your handle height.

This is best done with a helper who can assure you're standing naturally and measure for you so you don't have to bend over.

No Helper? No problem! Tape a piece of paper to a wall. Stand with your shoulder touching the wall. Use a pencil to mark the paper at your **hand** and **wrist** heights as described below. Then, measure the wall from the ground to the marks.

A: Wrist to ground: for MSH rigid metal support handle.

Ideally, the top of a rigid handle aligns with your wrist joint when your arm is relaxed at your side—this is similar to how a cane or walking stick is measured.

- 1) **Stand while wearing normal shoes.**
- 2) Be sure you are balanced and comfortable. Are you standing up straight? No slouching! Relax your shoulders. Steady yourself with a cane if you need.
- 3) **Allow arm to hang naturally** at your side. (Don't bend or straighten your arm, just be relaxed.)
- 4) **Measure from the bend in the wrist to the floor.** Shoe check! Be sure to wear everyday shoes.
- 5) Repeat! Move around, shake out your arm. Stand up straight, relax the shoulders, and measure again.

B: Hand to ground: for all leather handle options

Follow steps above for 1 & 2

- 3) Hold a pencil in your hand (or similar object to represent a handle) **clutching it the way you wish to hold the harness handle.**
- 4) **Allow your arm to relax.** Let your elbow relax naturally as you hold the pencil comfortably. (Don't bend or straighten your arm.)
- 5) **Measure from the pencil to the floor.**
- 6) Repeat!

By default, we will use the wrist and/or hand measurements to calculate the handle heights. If hand/wrist are at or lower than the dog's back, we suggest the minimum heights: a 2-4" rigid, or 3" leather handle.

You are welcome to specify specific handle heights! Please tell us if you'd like something else. For example, if you will only use the rigid metal handle for bracing to rise from a chair or transfer to a chair (not when you're standing/ walking), then we suggest a short 2-4" handle for the greatest stability. If you want a secondary handle nice and short for pulling yourself up, or on stairs, just tell us. For Support Pull handles, we suggest 1-2" lower than the rigid metal support handle (so the leather handle tucks under the metal grip.)



MSH or BAH

Custom Service Dog Harness

by Bold Lead Designs, LLC

Call: 303-856-3012 (US Mountain Time zone)

Email: orders@boldleaddesigns.com

Website: www.BoldLeadDesigns.com

[Shop BAH](#) [Shop MSH](#)

My Harness Worksheet

Questions to ask BLD:

Notes on what I'd like to order:



Dog's Measurement worksheet:

Dog's Name _____

Breed _____

Sex _____ Age* _____

Weight _____

1) Height _____

2) Girth _____

3) Belly _____

4) Width _____

Handle Measurement worksheet:

Person's name _____

Child who will grow? Check if yes ☐

Wrist measurement A: _____

Minus dog's height: - _____

Handle height/length A: = _____

*If the dog is taller than the person's wrist,
order a 2-4" handle.*

Hand measurement B: _____

Minus dog's height: - _____

Handle height/length B: = _____

*If the person's palm can touch the dog's
back while standing & relaxed order a 3"*

* Remember dogs must be mature and sound. See important notes on page 2