

# Light Assistance Harness

detailed information booklet



- **Lightweight & low-impact**
- **Offers light balance, spatial orientation, & proprioception assistance**
- **Handle stands upright**
- **Reflective spots for night visibility**
- **Premium leather & fine craftsmanship**
- **Fit is guaranteed**
- **Lifetime Warranty**

The **Light Assistance Harness (LAH)** is a light-weight, low-impact leather harness for close-contact communication between a service dog and their human partner. This harness allows a service dog to assist with spatial orientation (proprioception), counterbalance and balance support through a gentle touch on the handle. The LAH is brilliantly simple and effective, with a handle that stands upright.

The LAH is designed to follow the natural contours of the dog's anatomy. This ergonomically designed harness has minimal impact on the dog's gait and natural movement; it is specifically engineered to minimize pressure as the dog works. If you're seeking a harness with ultra-low impact on your dog's body, this harness is the one!



**Every harness is handmade to order in our own Colorado workshop.** Finely crafted from only the best American leather and durable top-quality hardware to our exacting quality standards, this harness is backed by our famous **Lifetime Warranty**. Additionally, proper fit is assured by our **Great Fit Guarantee**.

**TO ORDER:** You may call, email, make an appointment to visit our workshop, or [order online](#). Our friendly & knowledgeable team is here to help with any questions you have before, during, and after placing your order. Our harness experts will review all the details to help you get the equipment you need and to ensure the best fit possible. And yes, we ship worldwide.

**Please allow 4 weeks for completion.** Rush options may be available for an additional charge.

**This booklet contains detailed product information, options, pricing, measuring instructions, and ordering information.**



2020 R2 KB

## BLD's Light Assistance Harness (LAH)

- Minimal impact on dog's gait and natural movement
- Ergonomically designed contoured shape
- Layers of specialized padding and smooth lining
- No pinching, rubbing or irritation from synthetic materials or bulky straps
- Easy on and off with just one quick-release latch
- Weighs only 1.5 to 2 pounds (under 1 kilogram)


Developed alongside service dog training programs, experienced service dog users, canine sports medicine specialists, working dog experts and informed by research on canine movement and pressure points, we've addressed concerns of excess strain and stress on the dog while working.

**BLD's Light Assistance Harness is designed to minimize shoulder and spine strain. The LAH has a unique, contoured shape that follows the natural curves of your dog's body.** BLD's exclusive wide, wave-shaped chest plate arches up over the dog's shoulder and dips down over the breastbone so as not to restrict or pinch the dog's shoulders or put pressure on the sensitive tissues in the neck. It is smooth against the dog and fits loosely to minimize friction and pressure.

The LAH is crafted with layers of **specialized padding in the saddle area** and lined with soft garment leather. The top of the harness body has a channel (gullet) to protect the dog's spine. The chest plate has a unique Velcro attachment that eliminates bulky buckles and straps, yet adjusts to fit the dog's unique shape. The girth strap has a wide shearing sheepskin lined pad.

**Easy to put on and take off** the dog with a single quick-release latch (or magnetic latch) on the adjustable girth strap. Also, the **handle can be folded back** by releasing the latches on the base of the handle and allowing it to pivot back. **Five D-rings are included;** center D-ring, two light D-rings for accessories, and two lower D-rings designed for attaching a flexible leading/light guiding handle, if desired.

*This harness is intentionally made to ONLY permit light, gentle use to protect the dog from excess strain. Pressing or pulling hard on the handle will cause the harness to shift and/or come apart. (Assistance harnesses are never for controlling the dog, or replacing durable medical equipment.) If you require a strong, secure harness, consider our other harness options.*



## About the Handle

The LAH comes standard with a **Standing Handle**, which is designed to provide **light-contact balance assistance** (touch for orientation and stability, or light counter-balance by pulling up). Made from double-layered leather, the **LAH Standing Handle** remains upright (vertical), yet is flexible to absorb and distribute pressure while providing reliable feedback to the user.

As with all BLD service dog harnesses, the entire harness is specifically designed to support the handle! Structural support is hidden inside the harness body and will provide a lifetime of reliable performance.

The Standing Handle is made in your choice of firmness. The handle is made to fit the handler's hand measurement. It is removable with Quick-Release Latches and can fold back to permit the dog to fit under tables or into tight places.

A second, optional handle is available should you require leading or light guide-type work. This **Clip-On Leather Handle** attaches to the lower D-rings on the harness, it has a loose feel. (See photo at bottom right.)


### Standing Handle: select one

- **Semi-Rigid Standing Handle:** U-shaped and reinforced to be a bit stiff, it flexes yet remains upright. This option is the most rugged and durable.
- **Flex-Wire Standing Handle:** *Highly recommended! Ergonomic option!* This handle is reinforced to hold its shape. Flex-wire can be bent and formed to fit the user's hand. This handle has a firmer feel and more direct feedback. (Caution: to protect the dog, this handle will bend when too much pressure is used. Repeated bending will weaken the handle.)

### Clip-On Handle (Optional): select if desired

- Flexible leather (add \$45)
- Semi-Rigid leather, reinforced to be a bit stiff (add \$65)

**NOTE:** As with all BLD harnesses, the LAH is specifically **designed around the handle** for proper support and performance. The LAH will accommodate **ONLY** these handle options.



## Sizing: (select one)

LAH is available in four sizes to match your dog's weight and girth measurement, and six breastplate collar sizes to fit your dog's chest. The modular design allows each part of the harness to fit your dog's shape and size. Please measure your dog using the instructions on pages 8-11. Also, provide your dog's name, breed, age, sex and weight to help us assure the best size and fit.

**Select the harness size and provide the measurements upon ordering.** If in doubt, size down. The experts at BLD will review your measurements and will select the appropriate breast collar size for the best fit. Rest assured, we will let you know if any measurements need to be checked, and suggest the right harness size.



### Small \$350

- 30-45 pounds (13.5-20.5 kg)
- 22-27" girth (55-69 cm)
- Petite retrievers, Springer Spaniel, Mini Aussie, Aus. Labradoodle

### Medium \$365

- 45-70 pounds (20.5-32 kg)
- 26-32" girth (66-76 cm)
- Smaller retriever, Malinois, Border Collie, Aussie, most Standard Poodles and doodle crosses

### Large \$380

- 70-100 pounds (31.5-45.5 kg)
- 28-34" girth (71-86 cm)
- Larger Labrador, Golden Retriever, heavy/sturdy built doodles, small GSD, Collie, Small Swiss/Bernese Mountain Dog

### Extra Large \$400

- 100-140 pounds (45-63.5 kg)
- 35-42" Girth (87-107 cm)
- Doberman, Newfoundland, St. Bernard, Pyrenees, small Great Dane, larger Bernese
- *If your dog is larger, please contact us about the possibilities.*

## Girth Latch/buckle style: (select one)

- Standard Quick-Release latch:** metal side-release buckle is easy to use.
- Magnetic latch:** available for people with low dexterity (\$25)

## Reflector spot color: (select one)

- White (standard)**
- Red**
- Blue**



## Add-On Accessories:

### Leash Wrap / Double

Patch:

\$16-18

Specially designed as a leash wrap, this round two-sided badge Velcros around a leash or strap 1" or smaller. Looks great on the shoulder straps or the brace strap on a standing handle (that is at least 4.5" tall). 3.25" (8.25 cm) diameter

Make it a Clip-On badge for \$3 more.

*\*Service Dog Products are ONLY for a medically necessary service animal that has been individually trained to mitigate a disability. Please DO NOT misrepresent a pet dog.*

*We advise using these approved accessories only to avoid interfering with the harness function.*

**Pouches:** please know that the weight of objects in these



*pouches will cause the harness to slide off-center. Can be used as a hip/wait pack on your belt.*

### Fabric Accessory Pouch: \$30

features a roomy main pouch, front zipper pocket, reflective stripes, accessory D-rings, and a Velcro panel to attach a patch or badge. Assorted colors. Made in Colorado. One size, approx. 8 x 6 inches

### Leather Harness Pouch: (shown at left)

Standard (8" wide) \$100

Large (10" wide) \$110

Made with designer handbag quality leather and detailing by Amish artisans in Ohio. Zippered pouch is half-moon shaped with a smaller zipper pocket on the top.

# Great Fit Guarantee



All new harnesses and custom service dog equipment come with a Great Fit Guarantee. Every effort is made to produce a harness that fits your dog perfectly. If we made an error, or a fit adjustment is needed, we will correct it at no cost to you within the first 4 weeks of delivery. This includes new parts and standard shipping. If inaccurate information or measurements were given when the order was placed, we will still adjust your harness or fabricate new parts at no charge to ensure the correct fit, but shipping costs will apply. If the wrong size was originally ordered, there may be a price difference.

No refunds or returns are accepted on custom made service dog harnesses. We will do our best to be sure you have the right equipment, properly fitted, and we promise to be here if you have questions at any point.

## BLD's Lifetime Warranty

**We stand behind the quality of our products. Bold Lead Designs' handcrafted leather & Brahma products are guaranteed against defects in materials and craftsmanship for life!**

If your leather lead, Brahma lead, training equipment, or harness ever breaks or is damaged from regular use, **simply contact Bold Lead Designs for a replacement or repair at no charge.** There is no time limit. (Customer is responsible for shipping charges.)

If you ever have issues or questions about your equipment, contact us at the workshop so we can help find a solution! Non-warranty repairs and service may be available for a nominal repair charge. Replacement parts may be available for purchase.

*Warranty is limited to replacement or repair of covered product only and does not cover chewing, neglect, misuse, normal wear, or customer alterations. Bold Lead Designs reserves the right to determine if a repair or replacement is covered by our warranty. Items we don't make in our workshop, like accessories and consumable items, are excluded. Note: any item sold as used, imperfect or marked with a star is excluded from any warranty or guarantee.*

### *Limitation of Damages:*

*Guarantee/Warranty is limited to replacement or repair of product only. Bold Lead Designs, LLC, or its associates, cannot be responsible for any claims or liabilities beyond the scope of the guarantee. Chewing, neglect and misuse, customer alterations, and items marked with a star void all warranties. No other warranties, expressed or implied, are made. User assumes all responsibility for proper and safe use of product and care of animal. Customer pays for shipping for warranty claims.*

See our website for details: [bld.pet/our-guarantee/](http://bld.pet/our-guarantee/)

# How to measure for your LAH harness:

2020 R2 KB

We require specific measurements to make your harness, along with your dog's weight, breed and age. Your harness maker will use this information to make your harness customized for your dog. Please follow the instructions on the following pages and provide measurements when you place the order. The included diagrams, photos, and written descriptions will help you gather accurate information.

**A helpful video may be found on our website at [bld.pet/measuring](http://bld.pet/measuring).**

**Provide all measurements at the time of your order**—you can call us, order online, or email us directly. Please note that delays in receiving complete & accurate order information will affect the turnaround time of your harness order, as we cannot start on the harness without these important details.

**The harness specialists at BLD will review all of the details** and will contact you if we have questions about your order or measurements. We may make recommendations based on the information you provide. Please accept our experience and suggestions for the most functional equipment options.

**Don't panic, we're here to help!** Really, don't worry—we'll be sure you get a perfect fit.

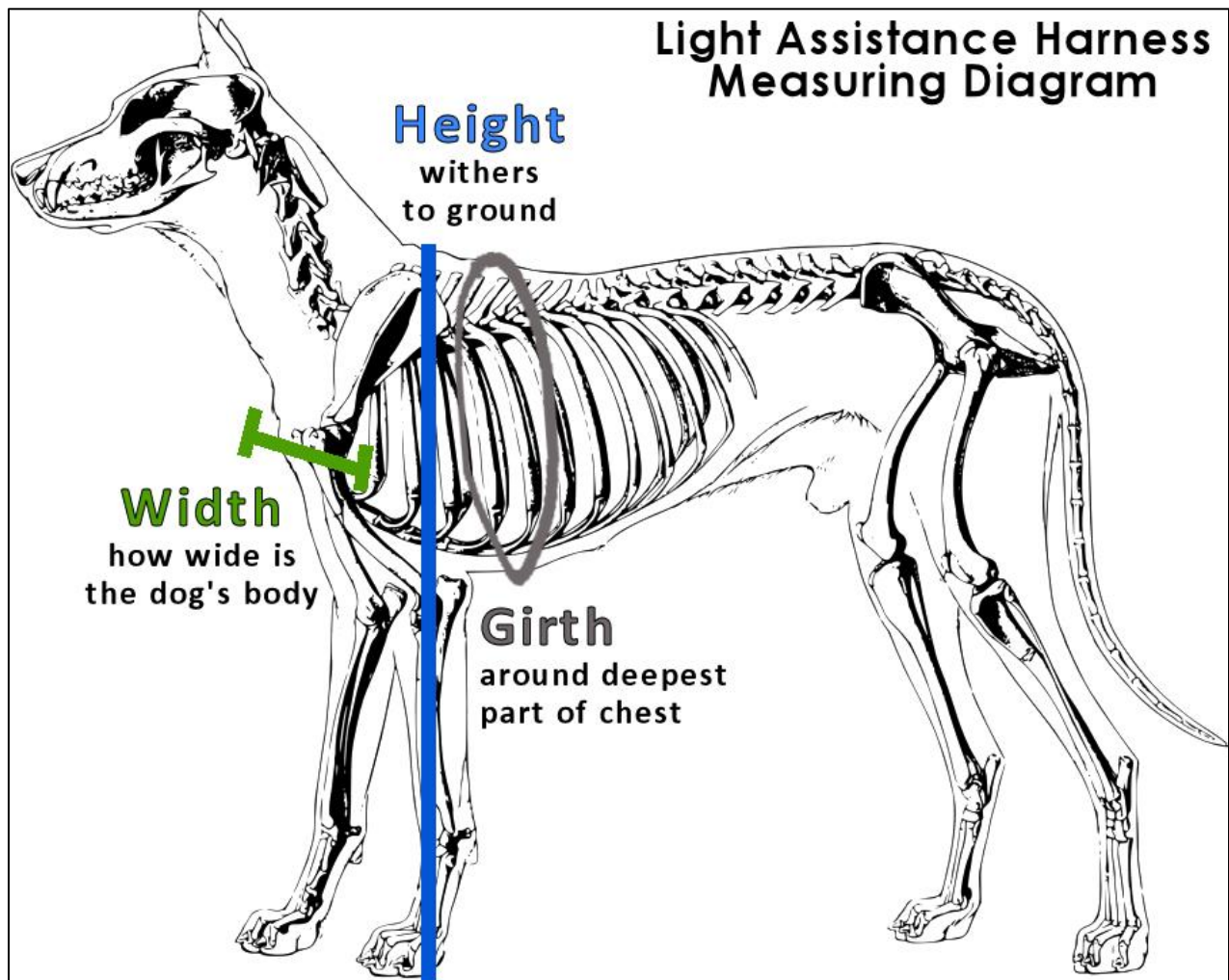
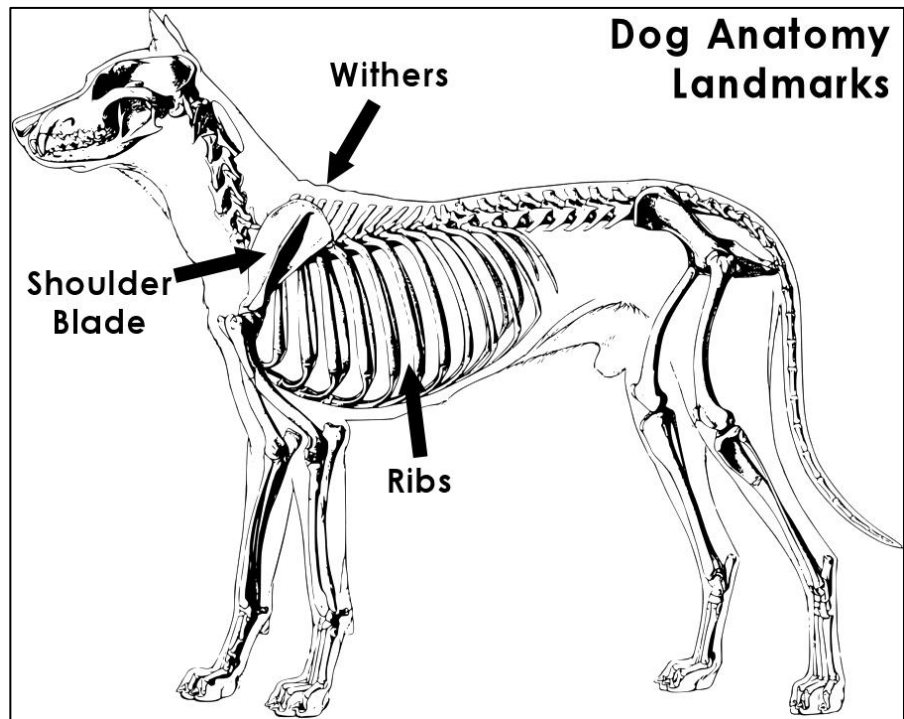
## Tips & Hints

- Measure the dog according to the diagrams, photos and directions provided.
- There's a worksheet on the back page to keep track of the measurements and any questions remaining after reading this packet.
- The dog and user do NOT have to be together to measure for these harnesses.
- Measure the harness user to determine the correct handle height. It's very important the handle(s) fit the person; please don't guess the handle height.
- **Take each measurement 2 or 3 times for accuracy.** Each time may give you different results; this is normal, don't panic. Try again and average the numbers.
- **Measuring tools:** A cloth/tailor's measuring tape is ideal because it is flexible. If you don't have one, use a string for measuring around your dog's body and then measure the string against a measuring tape or yard stick. Use a flat ruler for the width.
- If your dog is nervous with a measuring tape, try using a leash around their body, then measure the leash separately.
- **You may want a friend to help you.**  
No helper? **Smear something tasty on a paper plate and tape it to the wall** at the dog's eye level to keep him occupied while you measure him.
- For the dog's height and person's wrist/hand measurements, you can **tape a piece of paper to the wall** to mark the height. Then measure from that mark to the ground.



# LAH Measuring Instructions

Watch a video: [bld.pet/measuring](http://bld.pet/measuring)





# Measure the dog:

**First, get out the very best treats** you have, perhaps cheese, ham, or peanut butter! This is a great opportunity to have a helper bait your dog with a fistful of soft treats to keep your dog focused on trying to lick the food.

**Have the dog stand square and balanced when taking all measurements.** (No sitting or lying down.) Keep the measuring tape snug.

**Start by finding your dog's withers.** The withers are the top of the shoulder blades. The bones can be felt over the dog's legs and shoulders, just below the dog's neck.

**1) Please provide Dog's name, breed, sex, age, and weight.** This information helps us confirm the best sizing for your dog's harness.



**2) Height:** while dog is standing, measure your dog's height. Height is measured from the withers (top of shoulder blades) to the ground. **BLUE LINE on diagram.** You might place a book across your dog's shoulders and measure from under the book straight down to the ground.

**3) Girth:** This measurement goes around your dog's ribs, behind the front legs, at the deepest part of his chest. Start the measuring just behind the withers, go down under the deepest part of the dog's ribs/chest, and back to the top. See the grey line on the diagram on p. 8

- The measuring tape should be mostly vertical, forming a complete circle around the dog's chest. **Measure snugly** but don't squish your dog. (With long haired dogs, be sure your measuring the dog's body, not just their fluff!)

**4) Width:** how wide is the dog's body?

- There are two ways to measure the dog's width. Both are best with a regular flat ruler.
- This is an important measurement; the handle(s) will be made based on how wide your dog is, so take this measurement multiple times to find the average.
- **Bird's Eye View method:** This method works well with dogs that have heavy muscling in the shoulders and short coats. Stand directly above your dog, looking straight down over his body. If you touch one hand to each side of his ribs, how far apart are your hands?
- **Doorway method:** Have your dog squeeze through a doorway and stop when his shoulders are just past the doorjamb; **measure the width of the door opening at the dog's ribcage.** Be sure the door and doorjamb touch the dog. This works well with a sliding door, and a fistful of tasty treats.



## Measure for the handle:

Now it's time to measure the person who will use the harness to determine the handle size. Measure the hand that will primarily be used on the harness (most dogs work on the person's left side, with left hand on the handle). Please take each measurement 2-3 times for accuracy.

**Use the harness worksheet on the following page to calculate your handle height.**

This is best done with a helper who can assure you're standing naturally and measure for you so you don't have to bend over.

**No Helper? No problem!** Tape a piece of paper to a wall. Stand with your shoulder touching the wall. Use a pencil to mark the paper at your **hand** and **wrist** heights as described below. Then, measure the wall from the ground to the marks.

### Hand to ground:

1. **Stand while wearing normal shoes.**
2. Be sure you are balanced and comfortable. Are you standing up straight? No slouching! Relax your shoulders. Steady yourself with a cane if you need.
3. Hold a pencil in your hand (or similar object to represent a handle) **clutching it the way you wish to hold the harness handle.**
  1. **Allow your arm to relax.** Let your elbow relax naturally as you hold the pencil comfortably. (Don't bend or straighten your arm.)
  4. **Measure from the pencil to the floor.**
  5. Repeat! Move around, shake out your arm and measure a few times for accuracy.



## Important Notes:

**Dogs must be physically mature and of appropriate size, fitness and soundness** for the work you would like them to perform.

Mobility, stability, and balance assistance work is physically demanding; a service dog must be in prime physical condition. **The dog's growth plates must be closed before beginning harness work** (recommended minimum of 18-24 months of age). Please allow your dog time to grow and mature. Dogs **MUST** be in our recommended weight/measurement range for the harness to fit and function properly.

Consulting a qualified veterinarian (orthopedic specialist or canine sports medicine physical therapist) is highly recommended for all service/assistance dogs that perform physical tasks. Fit and performance of the equipment can only be assured if the dog meets the minimum recommended standards, the user and trainer have reasonable expectations, and when the equipment is used responsibly for the purpose it was designed. Likewise, harness users should consult a physician and physical therapist to determine what medical equipment is appropriate for their mobility needs.

Our equipment is designed to allow an appropriately selected and trained service dog to reasonably assist a person with a balance, mobility impairment, or other disability that requires specialty service dog gear. BLD cannot assess a dog's suitability or appropriateness. **BLD harnesses are not intended to serve as, or to replace, a durable medical device such as a cane, walker, or crutch.** User assumes all responsibility for the safety, health, and care of the animal and human alike.

# Light Assistance Harness with Standing Handle

by Bold Lead Designs, LLC

Call 303-856-3012

Email: [orders@boldleaddesigns.com](mailto:orders@boldleaddesigns.com)

Website: [boldleaddesigns.com](http://boldleaddesigns.com) - [shop LAH](#)



## My Harness Worksheet

Questions to ask BLD:

Leather color: select one

Black (standard)     Brown

Size: select one

Small     Medium     Large     XL

Standing Handle: select one

Semi-Rigid     Flex-Wire

Clip-On Handle: if desired, indicate length \_\_\_\_\_

Flexible Leather (\$)     Semi-Rigid (\$)

Girth Latch: select one

Standard Quick-Release     Magnetic (\$)

Reflector color: select one

White (standard)     Red     Blue

Accessories or Notes:

### Dog's Measurements

Dog's Name \_\_\_\_\_

Breed \_\_\_\_\_

Sex \_\_\_\_\_ Age\* \_\_\_\_\_

Weight \_\_\_\_\_

1) Height \_\_\_\_\_

2) Girth \_\_\_\_\_

3) Width \_\_\_\_\_

### Handle Measurement Worksheet:

Person's name: \_\_\_\_\_

Hand measurement: \_\_\_\_\_

Minus dog's height (#3):    -    \_\_\_\_\_

Handle height/length    =   

\* Remember dog must be physically mature and sound.

2020 R2 KB