

Everyday Working Harness

detailed information booklet

- Y-front design, multi-purpose
- Free-range of motion, low-impact
- No pressure on neck or shoulder joints
- 6-points of adjustment
- Two-points for leash attachment
- Premium leather & fine craftsmanship
- Choice of color, hardware, and top options
- Fit is guaranteed
- Lifetime Warranty

This is simply the best multi-purpose canine harness you'll find anywhere. The Everyday Working Harness was developed to be a sturdy walking harness, no-pull front clip harness, tracking harness, and balance support harness. It's for pet dogs, service dogs, sporting dogs, and hardworking canines.

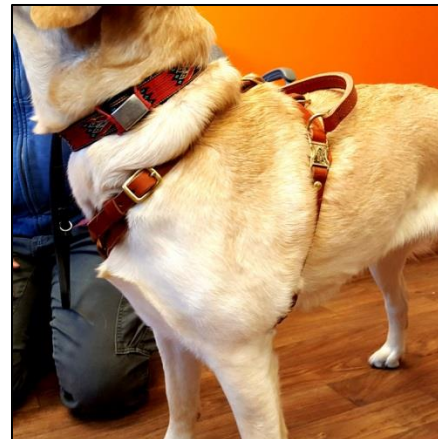

BLD's Y-front harness design allows the dog to move, breathe, and work with minimal impact from the equipment. Weight and pressure are properly distributed across the dog's body for optimal performance.

Every harness is handmade to order in our own Colorado workshop. Finely crafted from only the best American leather and premium hardware to our exacting quality standards, this harness is backed by our famous **Lifetime Warranty**. Additionally, proper fit is assured by our **Great Fit Guarantee**.

TO ORDER: You may call, email, make an appointment to visit our workshop, or [order online](#). Our friendly & knowledgeable team is here to help with any questions you have before, during, and after placing your order. Our harness experts will review all the details to help you get the equipment you need and to ensure the best fit possible. And yes, we ship worldwide.

Please allow 4 weeks for completion. Rush options may be available for an additional charge.

This booklet contains detailed product information, options, pricing, measuring instructions, and ordering information.



BLD's Everyday Working Harness (EWH)

- **Y-Front** design and exclusive **wide chest and belly plates** provide proper pressure distribution around dog's breastbone and ribs
- Ergonomically designed for minimal impact on the dog's gait and movement
- Two leash connection points:
 - Front of dog's chest
 - Top of the dog's back
- **Six (6) points of adjustment** for a perfect fit, even on "hard to fit" dogs!
- Rugged premium leather and quality hardware
- Comfort for all-day wear: No rubbing or irritation from synthetic straps
- Easy on and off with Quick-Release latches (magnetic latches available)
- Optional simple leather handle and Velcro skirt for ID patches are available
- Leather is more durable and comfortable than synthetic harness options
- **Handcrafted to order** in BLD's own workshop
- Backed by BLD's famous Great Fit Guarantee and Lifetime Warranty


The EWH is a humane and effective no-pull training harness!

Use the front attachment as a no-pull harness to direct the dog's movement back to you to prevent leash pulling, or to guide the dog's movement. **No pinching or restriction of dog's shoulders!**
No choking or pressure on the neck or trachea!

When a leash is attached to the top of the harness (on the dog's back), the dog can lean forward and pull into the harness with minimal restriction on his natural movement.

BLD's wide, ergonomically shaped belly plate is specifically engineered to distribute nearly all leash or handle pressure under the dog's chest to minimize, if not eliminate, impact on the dog's neck and shoulders. When the dog pulls into the harness, force is directed under the prosternum and ribs to support the dog's weight from the core of their body. This means the harness can be used for control or restraint while training, to lift/support the dog's front end, for tracking, nose work, or other sports. This harness makes a great multi-purpose harness for service dogs, too! Check out more info about using this harness for a service dog on the next page.

The EWH fits loosely on the dog's body. If you're looking for a snug, stable, and supportive harness, please see our Balance Assistance or Mobility Support Harnesses.



Attention Service Dog users!

This Y-front harness suitable for service dogs! This one harness can replace your nylon no-pull harness and service dog vest while offering simple handle options for your assistance needs. As with all BLD harnesses, this one is durable and designed for a lifetime of reliable use.

- BLD's ONLY harness for both attaching a leash *and* personal assistance
- Optional **Simple Handle** (approx. 3") offers assistance for the person including
 - Counter-balance
 - Momentum pull
 - Getting up from a seated position
 - Handle is low-profile and lays down on the dog's back.
- Optional skirt with Velcro panel is perfect for attaching your service dog patches. (Patches/badges are available separately)
- A Clip-On Bridge Handle can be added for additional functionality (D-Rings on top are required)

*As with all BLD harnesses, the EWH is specifically **designed around the handle**. The EWH will accommodate **ONLY** the handle options available for this harness.*

Important Notes:

Dogs must be physically mature and of appropriate size, fitness and soundness for the work you would like them to perform.

Not recommended for growing puppies. Due to the substantial nature of this harness, dogs should be 18 months or older.

Dogs must be physically mature before training for harness work or performing high impact work, including pulling, until after growth plates are fused and joints are mature. Consult a qualified veterinarian to assure your dog's suitability harness work.

Safety considerations: this harness is NOT to be used as a safety restraint. It is not crash test rated or intended as a seat belt harness, or a tie-out. Always supervise your dog while using this equipment, do not leave a dog unattended with any harness. Dogs should be physically mature to perform any load-bearing or pulling work. Not designed as or recommended for heavy or full-time wheelchair pulling, as this is a challenging asymmetrical task for a dog to perform.

Use only with handles & accessories designed and approved by BLD for this equipment.



Sizing:

Select the size based on your dog's weight and measurements. If your dog's weight and measurements fall into more than one option, size down for a lighter harness, size up for a heavier, wider harness. We will review your dog's weight, breed and measurements to assure the best size.

Medium \$275

- 40-60 pounds (18-27 kg)
- 15-18" neck size (38-46 cm)
- Choice of girth range: 25-32" (63-81 cm)
- Best for lighter framed dog with narrow chests such as petite retrievers, Border Collies, Mini Aussies, Kelpies, Cattle Dogs, most Standard Poodles and doodles.

Large \$275



- 55-85 pounds (25-38 kg)
- 17-22" neck size (43-56 cm)
- Choice of girth range 30-36" (76-91 cm)
- Most Labrador and Golden Retrievers, heavy/sturdy built doodles, smaller German Shepherd Dogs, Greyhounds, Malinois, smaller bully breeds, and narrower dogs in the 85 pound range.

Extra Large \$290

- 80-125 pounds (36-56 kg)
- 22-26" neck size (43-66 cm)
- 34-38" (86-96 cm) girth
- Heavy/sturdy built large breeds, dogs with broad chests, most GSD's, Rottweilers, large retrievers, Pyrenees, larger bully breeds and smaller Newfies.

XXL \$290

- 120 pounds and up (54 kg or more)
- 25" and larger neck size (64 cm or more)
- 36-47" (91-122 cm) OR custom size larger
- Giant breeds, Great Danes, Mastiffs, St Bernard, large Newfies



Available Options:

Your harness will be made with the details you need! Options must be selected when the order is placed, as these options are built into the harness and cannot be retro fitted.



Harness Top Shape (choose one)

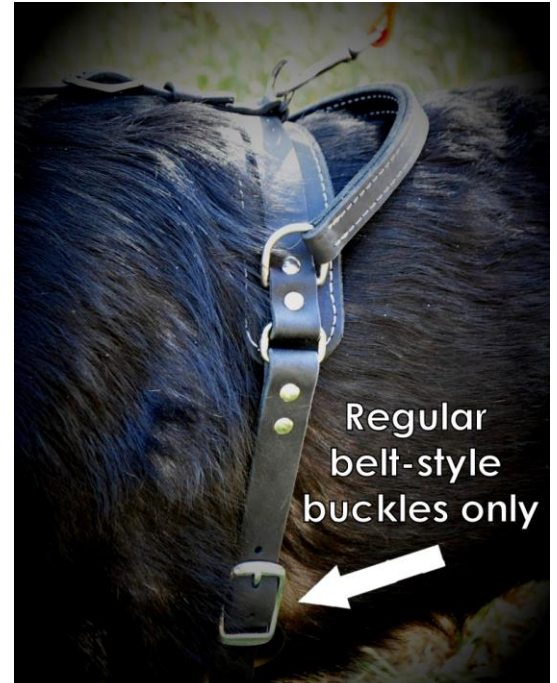

- ☐ **Regular Top, oval shape**
 - Includes O-ring for attaching the leash.
- ☐ **Skirt with Velcro panel, half-moon shape (add \$25)**
 - Features 2" (5 cm) wide Velcro to attach patches ([patches sold separately](#))
 - Great option for Service Dogs

Top Options (choose one)

- ☐ **Plain, no handle or D-rings**
- ☐ **Add D-rings (add \$5)**
 - Use D-rings for attaching accessories or clip-on bridge handle (available separately).
- ☐ **Add Simple Leather Handle (add \$25)**
 - Approximately **3" tall** (7.5 cm) and permanently attached via **included D-rings**
 - Control or restrain the dog if needed
 - Support the dog's front end while loading/unloading from a vehicle, etc.
 - Allow the dog to pull into the harness
 - **Great option for Service Dogs** –offers counter-balance and momentum assistance for the person (see Bridge Handle option if a longer handle is needed)

Latch/buckle style for the girth straps (choose one)


- **Standard Quick-Release latches:** metal side release buckles are easy to use, and are recommended for most purposes
- **Magnetic latches** are available for people with low dexterity (\$40)
- Regular belt-style buckles only, no charge




NEW! Easy neck buckle option (choose one)

Optional neck buckles are available if desired. With a latch on the neck strap, the harness easily clips around the dog's neck, so the harness does not have to go over the dog's head. A great option for dogs with big, broad heads, and/or to make it super-easy to take the harness off your dog.

- **NONE**, original style
- **Quick-Release style on ONE** neck strap (add \$15)
Most popular!
- Quick-Release style on BOTH neck straps (add \$25)
- **Magnetic Latch style on ONE** neck strap (add \$25)
- Magnetic Latch style on BOTH neck straps (add \$40)





Lining (choose one)

- ☐ **Natural leather:** Our standard option is the most durable, lightest weight, and lowest maintenance option. *Most popular!*
- ☐ **Smooth Lining:** (add \$40) (light padding and thin garment leather on the chest and belly plates)
- ☐ **Shearling wool/sheepskin:** (add \$40) also includes padding on the top *Recommended!*

Add-On Accessories: choose if desired

Clip-On Bridge Handle: \$40

Flexible leather handle with large spring snaps and a support strap. Attaches to optional D-rings. (Note: the functional length of this handle is shorter than the size, and depends on your dog's unique shape, we recommend ordering one size larger than the length you want.)

- ☐ 6" ☐ 8" ☐ 10" ☐ 12"

Bridge Handle (6 inch)



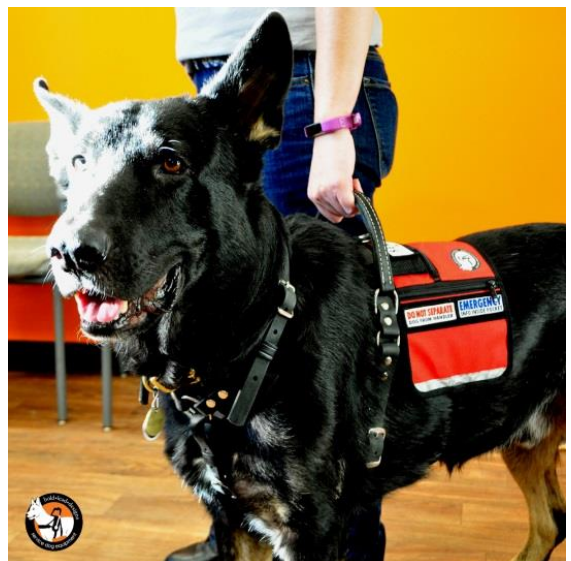
Cape/Vest: \$40-60

BLD's Service Dog Cape/Vest is a utilitarian accessory for displaying identifying patches, increasing visibility, and holding essentials, such as medicine, paperwork, a wallet, phone, clean up supplies, or other small items. Includes Velcro panels for attaching patches (patches available separately).

Order a cape ONE SIZE

SMALLER than your harness.

- ☐ **Small** (fits Medium EWH)
- ☐ **Medium** (fits Large EWH)
- ☐ **Large** (fits XL & XXL EWH)



Service Dog Accessories for the EWH:

*Velcro Patch:

Patches backed with Velcro stick onto the optional EWH skirt, or to BLD's vest/cape. No sewing required! Choose one or a combination of patches to identify your dog's status as a service dog.

5" x 1.5" (12.7 x 3.8 cm) \$8 each

- ☐ Service Dog (155-1)
- ☐ SD/In Training (155-2)
- ☐ STOP/Do Not Distract (155-3)
- ☐ SD/Do Not Pet (155-4)

3" x 1" (7.6 x 2.5 cm) \$6 each

- ☐ Do Not Separate/Dog From Handler (13-1)
- ☐ Emergency/Info Inside Pocket (13-2)
- ☐ Mobility/Assist. Dog (13-3)
- ☐ Ignore Me/I'm Working (155-4)

*Leash Wrap / Double Patch:

\$16-18

Specially designed as a leash wrap, this round two-sided badge Velcros around a leash or strap 1" or smaller. Looks great on the shoulder straps or the brace strap on a bridge handle. 3.25" (8.25 cm) diameter
Make it a Clip-On badge for \$3 more.



**Service Dog Products are ONLY for a medically necessary service animal that has been individually trained to mitigate a disability. Please DO NOT misrepresent a pet dog.*

Great Fit Guarantee

All new harnesses and custom service dog equipment come with a Great Fit Guarantee. Every effort is made to produce a harness that fits your dog perfectly. If we made an error, or a fit adjustment is needed, we will correct it at no cost to you within the first 4 weeks of delivery. This includes new parts and standard shipping. If inaccurate information or measurements were given when the order was placed, we will still adjust your harness or fabricate new parts at no charge to ensure the correct fit, but shipping costs will apply. If the wrong size was originally ordered, there may be a price difference.



No refunds or returns are accepted on custom made service dog harnesses. We will do our best to be sure you have the right equipment, properly fitted, and we promise to be here if you have questions at any point.

BLD's Lifetime Warranty

We stand behind the quality of our products. Bold Lead Designs' handcrafted leather & Brahma products are guaranteed against defects in materials and craftsmanship for life!

If your leather lead, Brahma lead, training equipment, or harness ever breaks or is damaged from regular use, **simply contact Bold Lead Designs for a replacement or repair at no charge.** There is no time limit. (Customer is responsible for shipping charges.)

If you ever have issues or questions about your equipment, contact us at the workshop so we can help find a solution! Non-warranty repairs and service may be available for a nominal repair charge. Replacement parts may be available for purchase.

Warranty is limited to replacement or repair of covered product only and does not cover chewing, neglect, misuse, normal wear, or customer alterations. Bold Lead Designs reserves the right to determine if a repair or replacement is covered by our warranty. Items we don't make in our workshop, like accessories and consumable items, are excluded. Note: any item sold as used, imperfect or marked with a star is excluded from any warranty or guarantee.

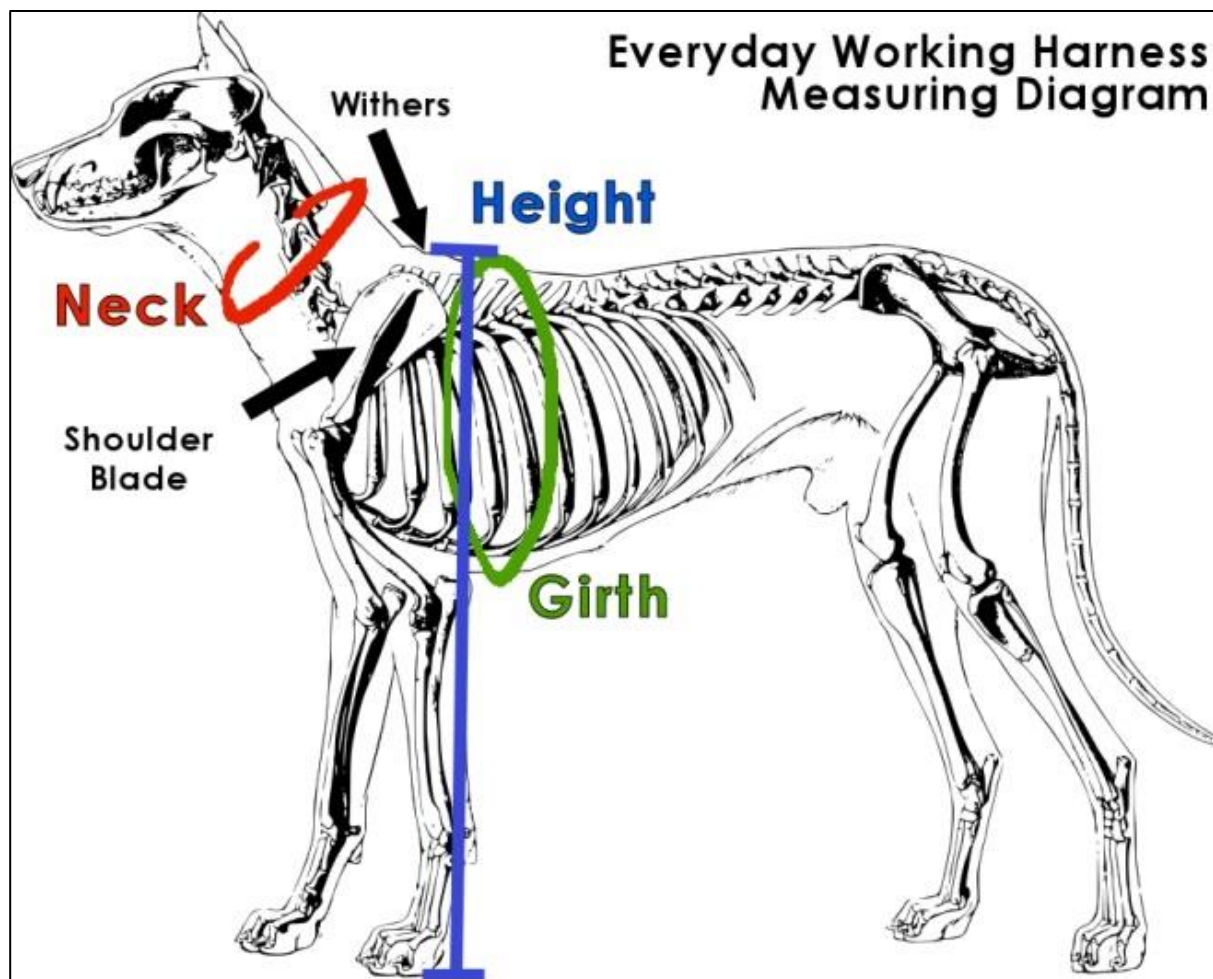
Limitation of Damages:

Guarantee/Warranty is limited to replacement or repair of product only. Bold Lead Designs, LLC, or its associates, cannot be responsible for any claims or liabilities beyond the scope of the guarantee. Chewing, neglect and misuse, customer alterations, and items marked with a star void all warranties. No other warranties, expressed or implied, are made. User assumes all responsibility for proper and safe use of product and care of animal. Customer pays for shipping for warranty claims.

See our website for details: bld.pet/our-guarantee/

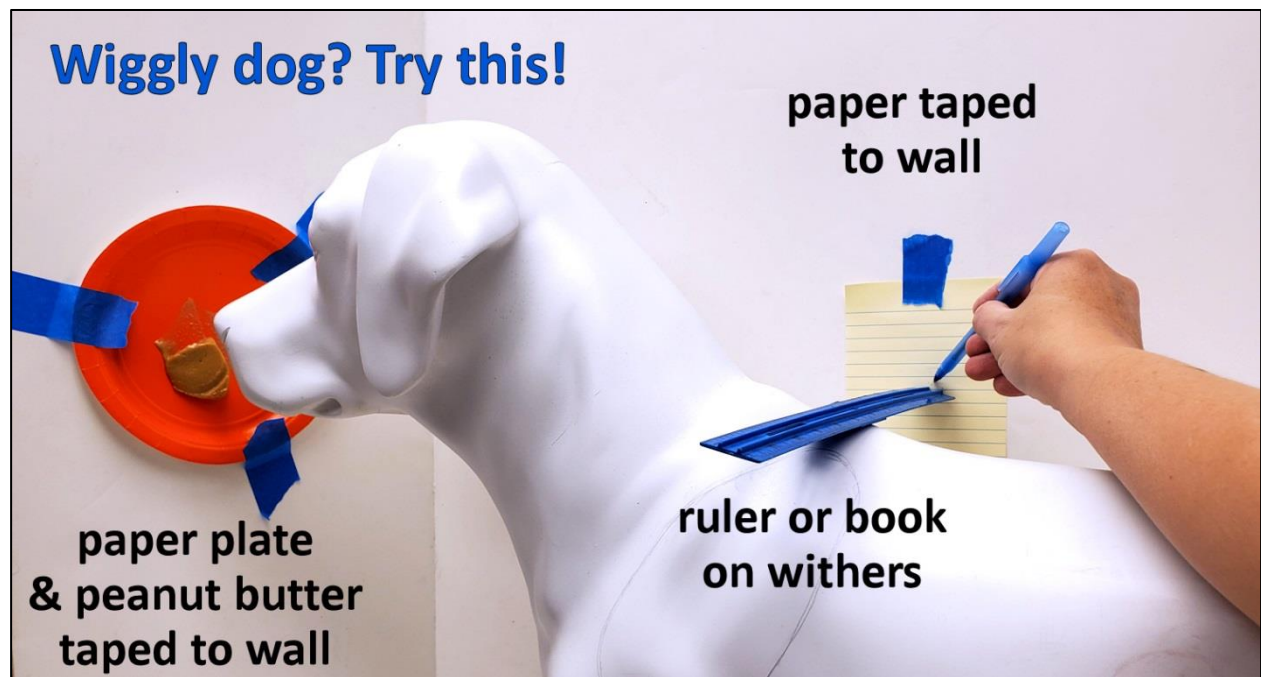
Measuring for the EWH

Watch a video: bld.pet/measuring



Tips & Hints

- Measure the dog according to the diagrams, photos and directions provided.
- **Take each measurement 2 or 3 times for accuracy.** Each time may give you different results; this is normal -- don't panic. Just average the numbers. There's plenty of adjustability in the harness.
- **Measuring tools:** A cloth/tailor's measuring tape is ideal because it is flexible. If you don't have one, use a string for measuring around your dog's body and then measure the string against a measuring tape or yard stick. Use a flat ruler for the width.
- If your dog is nervous with a measuring tape, try using a leash around their body, then measure the leash separately.
- **You may want a friend to help you.**
No helper? **Smear something tasty on a paper plate and tape it to the wall at the dog's eye level to keep him occupied while you measure him.**



How to measure your dog:


- **First, get out the very best treats** you have, perhaps cheese, ham, or peanut butter! This is a great opportunity to have a helper bait your dog with a fistful of soft treats to keep your dog focused on trying to lick the food.
- **Have the dog stand square and balanced when taking all measurements.** (No sitting or lying down.) Keep the measuring tape snug.
- **Start by finding your dog's withers**, marked in yellow on the photos.. The withers are the top of the shoulder blades (indicated with a grey oval). The bones can be felt over the dog's legs and shoulders, just below the dog's neck.

1) Please provide Dog's name, breed, sex, age, and weight. This information helps us confirm the best sizing for your dog's harness.

2) Height: while dog is standing, measure your dog's height. Height is measured from the withers (top of shoulder blades) to the ground. **BLUE LINE on diagram.** You might place a book across your dog's shoulders and measure from under the book straight down to the ground.

3) Girth: while dog is standing, measure behind the front legs, around the deepest part of the dog's ribs. **GREEN LINE on diagram.**

4) Neck Size: Simply measure your dog's neck around the center of his neck, just like you would measure for a collar. This helps us put the other measurements in perspective.



Everyday Working Harness

by Bold Lead Designs, LLC

Call 303-856-3012

Email: orders@boldleaddesigns.com

Website: boldleaddesigns.com - [shop EWH](#)



My Harness Worksheet

Questions to ask BLD:

Dog's Measurement worksheet:

Dog's Name _____

Breed _____

Weight _____ Sex ____ Age ____

Height _____

Girth _____

Neck size _____

Leather color:

☐ Black ☐ Tan ☐ Chrome/SS ☐ Brass

Hardware:

Size: select one

☐ Medium ☐ M 25-28" ☐ M 28-32"

☐ Large ☐ L 30-34" ☐ L 32-36"

☐ XL ☐ XL 34-38"

☐ XXL ☐ XXL 36-40" ☐ XXL 42-47"

Top Options: select one per row

☐ Regular (oval) ☐ Skirt (with Velcro)

☐ Plain (O-ring only) ☐ Add D-rings ☐ Handle (3")

☐ QR (standard) ☐ Magnetic ☐ HD (reg. buckle)

Lining Options:

☐ None (standard natural leather) *Recommended!*

☐ Smooth Lining (light padding + garment leather)

☐ Shearling lining (sheepskin)

Clip-on Bridge Handle: (if desired)

☐ 6" ☐ 8" ☐ 10" ☐ 12"

Notes: