

Light Assistance Harness

(LAH) for service/assistance dogs
detailed information booklet

- **Lightweight & low-impact**
- **Offers balance, gait, spatial orientation, & proprioception assistance**
- **Custom made-to-order**
- **Premium leather & fine craftsmanship**
- **Reflective spots for night visibility**
- **Fit is guaranteed**
- **Lifetime Warranty**

The **Light Assistance Harness (LAH)** is a light-weight, low-impact leather harness for close-contact communication between a service dog and their human partner. This harness allows a service dog to assist with spatial orientation, leading, proprioception or balance support. Beautiful, brilliantly simple and effective.

The LAH is designed to follow the natural contours of the dog's anatomy. This ergonomically designed harness has minimal impact on the dog's gait and natural movement; it is specifically engineered to minimize shoulder and spine pressure as the dog works.

Every harness is handmade to order in our own Colorado workshop. Finely crafted from only the best American leather and durable top-quality hardware to our exacting quality standards, this harness is backed by our famous **Lifetime Warranty**. Additionally, proper fit is assured by our **Great Fit Guarantee**.

TO ORDER: You may call, email, make an appointment to visit our workshop, or order online. Our friendly & knowledgeable team is here to help with any questions you have before, during, and after placing your order. Our harness experts will review all the details to help you get the equipment you need and to ensure the best fit possible. And yes, we ship worldwide.

Please allow 4-6 weeks for completion. Rush options may be available for an additional charge.

This booklet contains detailed product information, options, pricing, measuring instructions, and ordering information.



BLD's Light Assistance Harness (LAH)

- Minimal impact on dog's gait and natural movement
- Ergonomically designed contoured shape
- Pressure is distributed around dog's core
- Engineered with structural support for the handle
- Layers of specialized padding
- No pinching, rubbing or irritation from synthetic materials or bulky straps
- Reflective spots on breastplate and harness body (7 total) for visibility safety
- Easy on and off with one quick-release latch
- Weighs only 1.5 to 2 pounds (under 1 kilogram)

Developed alongside service dog training programs, experienced service dog users, canine sports medicine specialists, working dog experts and informed by research on canine movement and guide dog harnesses, we've addressed concerns of other readily available gear that may not meet the needs of both the dog and the user.

BLD's Light Assistance Harness is engineered to minimize shoulder and spine strain. The curved harness body is designed to distribute handle pressure evenly around the dog's core, with a majority of the pressure directed under the dog's ribs rather than onto the shoulder joints.

The LAH has a unique, contoured shape that follows the natural curves of your dog's body. BLD's exclusive wide, wave-shaped chest plate arches up over the dog's shoulder and dips down over the breastbone so as not to restrict or pinch the dog's shoulders or put pressure on the sensitive tissues in the neck.

The LAH is crafted with layers of **specialized padding in the saddle area** and lined with smooth leather that allows the harness to glide freely with the dog's movement. The top of the harness body has a channel (gullet) to protect the dog's spine. The chest plate has a unique Velcro attachment that eliminates bulky buckles and straps, yet adjusts to fit the dog's unique shape. The girth strap has a wide shearling sheepskin lined pad.

Easy to put on and take off the dog with a single quick-release latch (or magnetic latch) on the adjustable girth strap.

Five D-rings are included; there is one heavy D-ring on the top of the harness, two light D-rings for accessories, and two lower D-rings (designed for attaching a flexible leading/light guiding handle, if desired).



About the Handle

The LAH comes standard with a **Standing Handle**, which is designed to provide **light-contact balance assistance** (touch for orientation and stability, or light counter-balance by pulling up). Made from double-layered leather, the **LAH Standing Handle** remains upright (vertical), yet is flexible to absorb and distribute pressure while providing reliable feedback to the user.

As with all BLD service dog harnesses, the entire harness is specifically designed to support the handle! Structural support is hidden inside the harness body and will provide a lifetime of reliable performance.

The Standing Handle is made in your Choice of firmness, in **any length** you need. It is removable with Quick-Release Latches and can fold back to permit the dog to fit under tables or into tight places.

A second, optional handle is available should you require leading or light guide-type work. This **Clip-On Leather Handle** attaches to the lower D-rings on the harness.


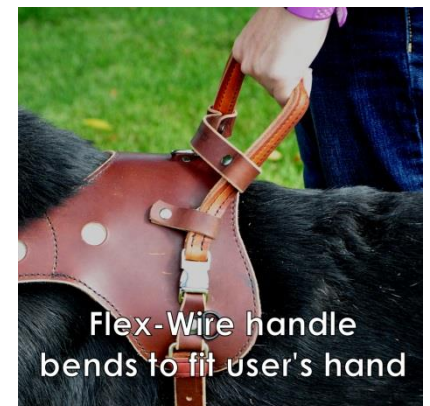

Standing Handle: select one

- **Semi-Rigid Standing Handle:** U-shaped and reinforced to be a bit stiff, it flexes yet remains upright. This option is the most rugged and durable.
- **Flex-Wire Standing Handle:** *Highly recommended! Ergonomic option!* This handle is reinforced to hold its shape. Flex-wire can be bent and formed to fit the user's hand. This handle has a firmer feel and more direct feedback. (Caution: to protect the dog, this handle will bend when too much pressure is used. Repeated bending will weaken the handle.)

Clip-On Handle (Optional): select if desired

- Flexible leather (\$45)
- Semi-Rigid leather reinforced to be a bit stiff (\$75)

NOTE: As with all BLD harnesses, the LAH is specifically **designed around the handle** for proper support and performance. The LAH will accommodate **ONLY** these handle options.



Sizing:

LAH is available in 4 harness body sizes to match your dog's weight and girth measurement, and 6 breastplate collar sizes to fit your dog's chest. The modular design allows each part of the harness to fit your dog's shape and size. The handle is made to fit the handler's hand measurement. Please measure your using the instructions on pages 8-11.

Select the harness size and provide the measurements upon ordering. The experts at BLD will review your measurements and will select the appropriate breast collar size for the best fit. Rest assured, we will let you know if any measurements need to be checked, so please, don't worry. We're here to help!



○ Small \$365

- 30-45 pounds (13.5-20.5 kg)
- 22-27" girth (55-69 cm)
- Petite Retriever, Springer Spaniel, Mini Aussie, Aus. Labradoodle

○ Medium \$375

- 45-70 pounds (20.5-32 kg)
- 26-30" girth (66-76 cm)
- Smaller retriever, Most poodle/doodle crosses, Malinois, Border Collie, Aussie, Standard Poodle, Husky

○ Large \$385

- 70-100 pounds (31.5-45.5 kg)
- 28-34" girth (71-86 cm)
- Larger Labrador, Golden Retriever, heavy/sturdy built doodles, small GSD, Collie, Small Swiss/Bernese Mountain Dog

○ Extra Large \$395

- 100-140 pounds (45-63.5 kg)
- 35-42" Girth (87-107 cm)
- Doberman, Newfoundland, St. Bernard, Pyrenees, small Great Dane, larger Bernese
- *If your dog is larger, please contact us about the possibilities.*

Girth Latch/buckle style

- **Standard Quick-Release latch:** metal side-release buckle is easy to use.
- **Magnetic latch** is available for people with low dexterity (\$18)

Reflector spot color

- White (standard) ○ Red ○ Blue



Add-On Accessories:

Double Patch (\$16-18)

Specially designed as a leash wrap, this round 2-sided badge Velcros around a leash or strap 1" or smaller.

Looks great on the shoulder straps or the brace strap on a bridge handle

A Double Patch is actually a pair of **3.25" diameter** patches, one with hook & one with loop fastener that adhere back to back.

Make it a Clip-On badge for \$3 more.

**Service Dog Products are ONLY for a medically necessary service animal that has been individually trained to mitigate a disability. Please DO NOT misrepresent a pet dog.*



Nylon Harness Pouch: \$30-40

Available soon!

Leather Harness Pouch: \$90-\$110

Hand crafted by Amish Leather workers from premium top grain, supple, light and durable garment leather, this pouch resembles a designer purse quality, craftsmanship, and aroma. This light and soft pouch features two zippered compartments: roomy wedge-shaped compartment will hold daily essentials; front pocket is sized to hold money, business and ID cards. Includes spring snaps to attach to the accessory D-rings on the LAH. Can also be used a belt pouch.

Important Notes:

Dogs must be physically mature and of appropriate size, fitness and soundness for the work you would like them to perform.

Mobility, stability, and balance assistance work is physically demanding; a service dog must be physically mature and in prime physical condition. The dog's growth plates must be closed before beginning harness work (recommended minimum of 18-24 months of age).

Consulting a qualified veterinarian (orthopedic specialist or canine sports medicine physical therapist) is highly recommended for all service/assistance dogs that perform physical tasks. Likewise, harness users should consult a physician and physical therapist to determine what medical equipment is appropriate for their needs.

Fit and performance of the equipment can only be assured if the dog meets the minimum recommended standards, the user and trainer have reasonable expectations, and when the equipment is used responsibly for the purpose it was designed.

Our equipment is designed to allow an appropriately selected and trained service dog to provide reasonable assistance to a person with a balance, proprioception, or stability impairment. (BLD cannot assess a dog's suitability or appropriateness.) BLD harnesses are not intended to serve as, or to replace, a durable medical device such as a cane, walker, or crutch. User assumes all responsibility for the safety, health, and care of the animal and human alike.

Safety considerations: this harness is NOT to be used for any type of restraint, control, bracing, or for correcting the dog. Not designed or recommended for load-bearing activity or heavy pulling of any kind. **For use only with handles & accessories designed and approved by BLD for this specific equipment.**

Refitting to another dog is possible if the dog is in the same range for the harness size (a new breast collar, girth strap, or handle may be necessary).

Replacement harness parts are available. Sample prices for replacement parts (subject to change without notice): LAH harness body/saddle only, \$185-200. Breast collar \$125-140. Standing Handle \$80. Flexible clip-on handle \$45. Semi-Rigid clip-on handle \$75. Girth strap with pad \$25.

Purposeful Design:

Katrina Boldry, the Owner and Designer of BLD, has spent several years studying and considering all aspects of this harness in order to improve the functionality for both the dog and the person. The goal was to design a lower-impact harness that is comfortable for the dog, and allows for good communication and contact for the handler. Katrina's research indicates lowering the force applied to the dog's shoulders and equalizing handle pressure to be more symmetrical allows the dog to work with less effort while minimizing strain on the dog's body.

Although there are many options for dog equipment, it is rare to find products that have been developed to consider both sides of the human-dog partnership. To our knowledge, no studies have been done to examine the bio-mechanical effects the human has on the dog, or that the dog has on the human, over an extended period of time. We've designed our equipment to reduce pressure on the dog in an effort to reduce potential long-term negative effects that harness work may have on a dog's body, and also offer options so that the handle can best fit the person's individual needs.

Guide dog harness/rigid guide handle option is in development. We're sorry it is not available at this time. This LAH will NOT accommodate a rigid guide handle.

Great Fit Guarantee

All new harnesses and custom service dog equipment come with a Great Fit Guarantee. Every effort is made to produce a harness that fits your dog perfectly. If we made an error, or a fit adjustment is needed, we will correct it at no cost to you within the first 4 weeks of delivery. This includes new parts and standard shipping. If incorrect information or measurements were given when the order was placed, we will still adjust your harness or fabricate new parts at no charge to ensure the correct fit, but shipping costs will apply. If the wrong size was originally ordered, there may be a price difference.



No refunds or returns are accepted on custom made service dog harnesses. We will do our best to be sure you have the right equipment, properly fitted, and we promise to be here if you have questions at any point.

BLD's Lifetime Warranty

We stand behind the quality of our products. Bold Lead Designs' handcrafted leather & Brahma products are guaranteed against defects in materials and craftsmanship for life!

If your leather lead, Brahma lead, training equipment, or harness ever breaks or is damaged from regular use, **simply contact Bold Lead Designs for a replacement or repair at no charge.** There is no time limit. (Customer is responsible for shipping charges.)

If you ever have issues or questions about your equipment, contact us at the workshop so we can help find a solution! Non-warranty repairs and service may be available for a nominal repair charge. Replacement parts may be available for purchase.

Warranty is limited to replacement or repair of covered product only and does not cover chewing, neglect, misuse, normal wear, or customer alterations. Bold Lead Designs reserves the right to determine if a repair or replacement is covered by our warranty. Items we don't make in our workshop, like accessories and consumable items, are excluded. Note: any item sold as used, imperfect or marked with a star is excluded from any warranty or guarantee.

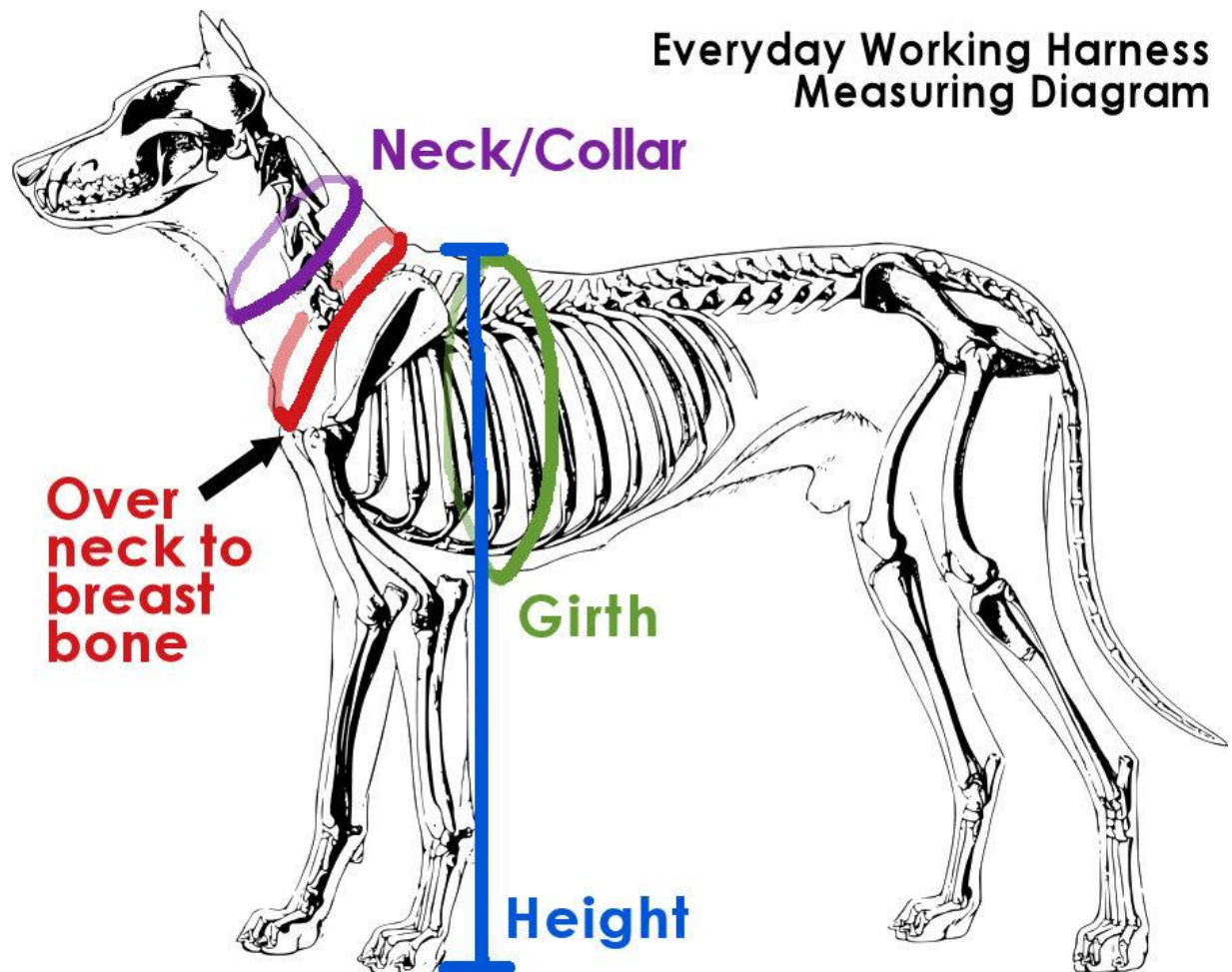
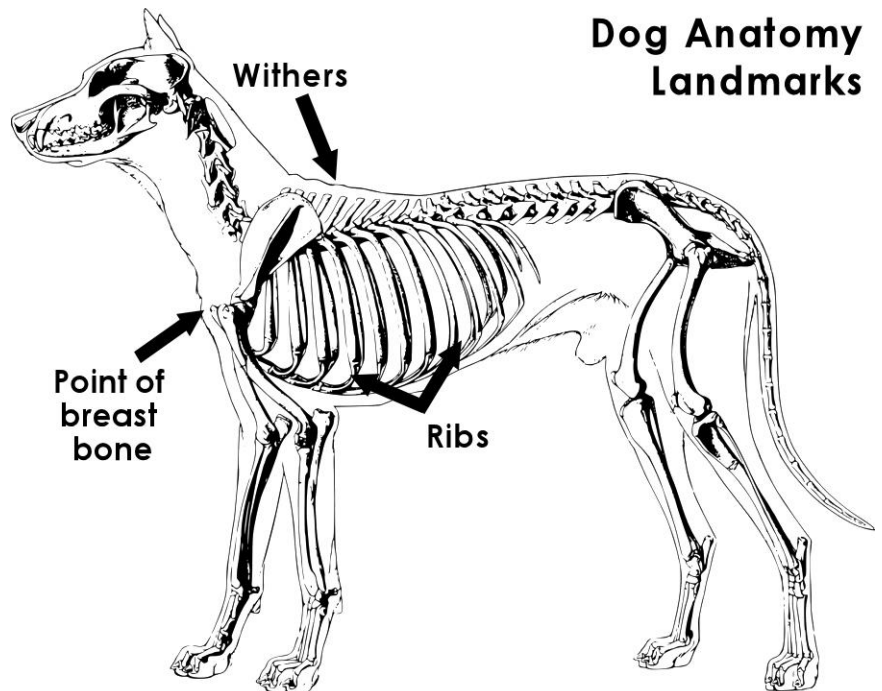
Limitation of Damages:

Guarantee/Warranty is limited to replacement or repair of product only. Bold Lead Designs, LLC, or its associates, cannot be responsible for any claims or liabilities beyond the scope of the guarantee. Chewing, neglect and misuse, customer alterations, and items marked with a star void all warranties. No other warranties, expressed or implied, are made. User assumes all responsibility for proper and safe use of product and care of animal. Customer pays for shipping for warranty claims.

See our website for details. <https://boldleaddesigns.com/company-info/our-guarantee/>

LAH Measuring Instructions

Watch a video: <https://boldleaddesigns.com/measuring/>



Tips & Hints for harness measuring. . .

- Read through the directions below!
- There's a worksheet on the back page for notes and recording your measurements.
- Use a cloth/tailor's measuring tape or a string for measuring around your dog's body.
- For accurate measurements, be sure your dog is standing! Keep the measuring tape snug.
- Have the dog stand square and balanced when taking all measurements.
- Measure the dog according to the **diagrams on page 8** for reference.
- You may want a friend to help you.
- The dog and user do NOT have to be together to measure!
- Measure the harness user to determine the correct handle height. Please don't guess the handle height, as is made to order for your harness. Please let us know if there are any special considerations we should note for your order.
- **Take each measurement 2 or 3 times for accuracy.** Each time may give you different results; this is normal -- don't panic. Just average the numbers.
- Provide all measurements at the time of your order—you may order online, call us, or email us directly. Please note that delays in receiving complete order information will delay your harness order, as we cannot start work on the harness without these important details.
- **The harness specialists at BLD will review all of the details and will contact you if we have questions about your order or measurements. We may make recommendations based on the measurements you provide. Please accept our experience and suggestions for the most functional equipment options.**
- Don't panic, we're here to help! Really, don't worry—the straps are adjustable and we'll be sure you get a perfect fit.

Measure the dog:

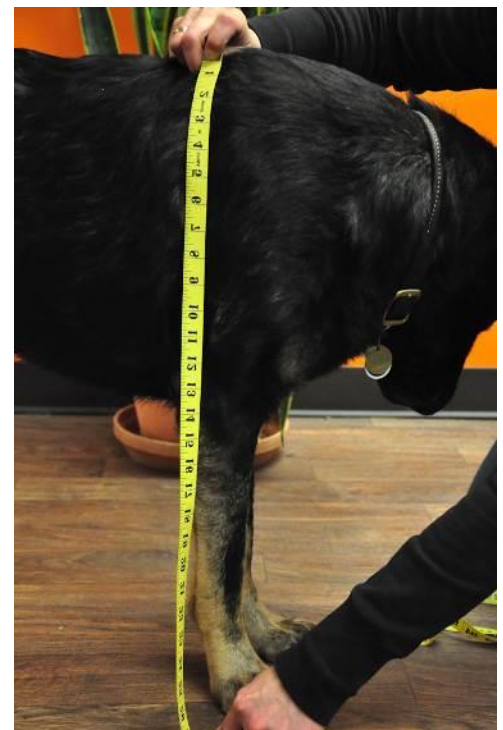
Please provide Dog's breed, weight, sex, and age

1) Neck/Collar: measure **snuggly** around middle of the dog's neck. **PURPLE LINE** on diagram.

2) Over neck to breastbone: locate the tip of your dog's breastbone—this is the prominent bone in the front of your dog's chest. Measure from the point of breastbone up over the neck, and back to the top of the breastbone. **Pull measuring tape snugly for accuracy.** Measuring tape must be tight. **RED LINE on diagram.**

3) Height: while dog is standing, measure from withers (top of shoulder blades) to the ground. **BLUE LINE on diagram.**

4) Girth: while dog is standing, measure behind the front legs, around the deepest part of the dog's ribs. **GREEN LINE on diagram.**



Measuring for the Standing Handle:

Measure the person who will use the harness, measuring the hand they will use on the harness, while standing in regular shoes.

Hand to ground:

1. **Stand while wearing normal shoes.**
2. Be sure you are balanced and comfortable. No slouching or exaggerated posture!
3. Hold a pencil in your hand (or similar object to represent a handle) the way you wish to hold the harness handle.
4. Allow your arm to relax, with elbow slightly bent.
5. **Measure from the pencil to the floor.**
6. Repeat! Move around, shake out your arm and measure a few times for accuracy.
7. Subtract the dog's height to determine Standing Handle measurement. (If the dog is taller than the person's hand, then we'll make a 2-3" handle.)

HINT! Tape a piece of paper to a wall. Stand with your shoulder touching the wall.

Use a pencil to mark the paper at the **hand** height. Then, measure the wall from the ground to the marks.

If you'd like a **Clip-On Handle**, you may indicate the desired length if you would like it longer or shorter than the standing handle. If unspecified, we will make the Clip-On Handle the SAME height/length as the Standing Handle.

We measure both LAH handle options from the dog's wither's to the user's hand grip.



Light Assistance Harness with Standing Handle

by Bold Lead Designs, LLC

Call 303-856-3012

Email: orders@boldleaddesigns.com

Website: boldleaddesigns.com



My Harness Worksheet

Questions to ask BLD:

Leather color: select one

☐ Black (standard) ☐ Brown

Size: select one

☐ Small ☐ Medium ☐ Large ☐ XL

Standing Handle: select one

☐ Semi-Rigid ☐ Flex-Wire

Clip-On Handle: if desired, indicate length _____

☐ Flexible Leather (\$) ☐ Semi-Rigid (\$)

Girth Latch: select one

☐ Standard Quick-Release ☐ Magnetic (\$)

Reflector color: select one

☐ White (standard) ☐ Red ☐ Blue

Accessories or Notes:

Dog's Measurements

Dog's Name _____

Breed _____

Sex _____ Age* _____

Weight _____

1) Collar _____

2) Breast bone _____

3) Height _____

4) Girth _____

Handle Measurement Worksheet:

Person's name: _____

Hand measurement: _____

Minus dog's height (#3): - _____

Handle height/length =

* Remember dog must be physically mature and sound.