

# Everyday Working Harness

(EWH)

detailed information booklet

- **Y-front design**
- **Free-range of motion**
- **No pressure on neck or shoulder joints**
- **6-points of adjustment**
- **Two-points for leash attachment**
- **Premium leather & fine craftsmanship**
- **Fit is guaranteed**
- **Lifetime Warranty**

BLD's newest harness design is simply the best multi-purpose canine harness you'll find anywhere. The Everyday Working Harness was developed to be a sturdy walking harness, no-pull front clip harness, tracking harness, and balance support harness. It's for pet dogs, service dogs, sporting dogs, and hardworking canines. Seriously, this one is a game-changer.

BLD's Y-front harness design allows the dog to move, breathe, and work with minimal impact from the equipment. Weight and pressure are properly distributed across the dog's body for optimal performance.



**Every harness is handmade to order in our own Colorado workshop.** Finely crafted from only the best American leather and premium hardware to our exacting quality standards, this harness is backed by our famous **Lifetime Warranty**.

Additionally, proper fit is assured by our **Great Fit Guarantee**.

**TO ORDER:** You may call, email, make an appointment to visit our workshop, or order online. Our friendly & knowledgeable team is here to help with any questions you have before, during, and after placing your order. Our harness experts will review all the details to help you get the equipment you need and to ensure the best fit possible. And yes, we ship worldwide.

**Please allow 4-6 weeks for completion.** Rush options may be available for an additional charge.

**This booklet contains detailed product information, options, pricing, measuring instructions, and ordering information.**



## BLD's New Everyday Working Harness (EWH)



- **Y-Front** design and exclusive **wide chest and belly plates** provide proper pressure distribution around dog's breastbone and ribs
- Ergonomically designed for minimal impact on the dog's gait and movement
- **No pinching or restriction of dog's shoulders! No choking or pressure on the neck or trachea!**
- Two leash connection points:
  - Front of dog's chest
  - Top of the dog's back
- **Six (6) points of adjustment** for a perfect fit, even on "hard to fit" dogs!
- Rugged premium leather and quality hardware
- Comfort for all-day wear: No rubbing or irritation from synthetic straps
- Easy on and off with Quick-Release latches (magnetic latches available)
- Optional simple leather handle and Velcro skirt for ID patches are available
- Leather is more durable and comfortable than synthetic harness options
- **Handcrafted to order** in BLD's own workshop
- Backed by BLD's famous Great Fit Guarantee and Lifetime Warranty

BLD's revolutionary wide belly plate virtually eliminates rubbing and pressure points, as it forms to fit your dog's individual shape. The ergonomically shaped belly plate is specifically engineered to distribute nearly all leash or handle pressure under the dog's chest to minimize, if not eliminate, impact on the dog's neck and shoulders. When the dog pulls into the harness, force is directed under the prosternum and ribs to support the dog's weight from the core of their body. This means the harness can be used for control or restraint while training, to lift/support the dog's front end, or to assist a person's mobility with light counter-balance or momentum pulling (with an optional handle).

Attach the leash to the dog's back and you'll find the dog can lean forward and pull into the harness, without restricting the dog's shoulders or choking.

### **The EWH is a humane and effective no-pull training harness!**

Use the front attachment as a no-pull harness to direct the dog's movement back to you to prevent leash pulling, or to guide the dog's movement.





## Attention Service Dog users!

This is BLD's ONLY Y-front harness suitable for service dogs! This one harness can replace your nylon no-pull harness and service dog vest while offering simple handle options for your assistance needs. As with all BLD harnesses, this one is durable and designed for a lifetime of reliable use.

- Designed for both attaching a leash and personal assistance
- Optional **Simple Handle** (approx. 3") offers assistance for the person including
  - Counter-balance
  - Momentum pull
  - Getting up from a seated position
  - Bonus: handle D-ring can be used as a side leash attachment point
- Optional skirt with Velcro panel is perfect for attaching your service dog patches. (Patches/badges are available separately)
- A Clip-On Bridge Handle can be added for additional functionality (D-Rings on top are required)



**NOTE:** As with all BLD harnesses, the EWH is specifically **designed around the handle** for proper support and performance. The EWH will accommodate **ONLY** the handle options available for this harness.

## Important Notes:

**Dogs must be physically mature and of appropriate size, fitness and soundness** for the work you would like them to perform.

**Not recommended for growing puppies.** Due to the substantial nature of this harness, dogs should be 18 months or older. Dogs must be physically mature before training for harness work or performing high impact work, including pulling, until after growth plates are fused and joints are mature. Consult a qualified veterinarian to assure your dog's suitability harness work.

**Safety considerations:** this harness is NOT to be used as a safety restraint. It is not crash test rated or intended as a seat belt harness, or a tie-out. Always supervise your dog while using this equipment, do not leave a dog unattended with any harness. Dogs should be physically mature to perform any load-bearing or pulling work. Not designed as or recommended for heavy or full-time wheelchair pulling, as this is a challenging asymmetrical task for a dog to perform. **For use only with handles & accessories designed and approved by BLD for this equipment.**



## Sizing:

Select the size based on your dog's weight and measurements.

Each size has two options for the girth range. If your dog's weight and measurements fall into more than one option, size down for a lighter harness, size up for a heavier harness.

### Medium \$250

- 40-60 pounds (18-27 kg)
- 15-18" neck size (38-46 cm)
- Choice of girth range: 25-28" (63-71 cm) OR 27-32" (68-81 cm)
- Best for lighter framed dog with narrow chests, such as Border Collies, Aussies, cattle dogs, most standard poodles and doodles

### Large \$260



- 55-85 pounds (25-38 kg)
- 17-22" neck size (43-56 cm)
- Choice of girth range: 30-34" (76-86 cm) OR 32-36" (81-91 cm)
- Most Labrador and Golden Retrievers, heavy/sturdy built doodles, smaller shepherds, Malinois, bully breeds, large greyhounds

### Extra Large \$275

- 80-125 pounds (36-56 kg)
- 22-26" neck size (43-66 cm)
- Choice of girth range: 32-36" (81-91 cm) OR 34-38" (86-96 cm)
- Heavy/sturdy built large breeds, dogs with broad chests, most GSD's, Rottweilers, Large retrievers, Dobermans, Pyrenees, smaller Newfies

### XXL \$290

- 120 pounds and up (54 kg or more)
- 25" and larger neck size (64 cm or more)
- Choice of girth range: 36-40" (91-101 cm) OR 42-47" (106-122 cm) OR custom size larger
- Giant breeds, Great Danes, Mastiffs, St Bernard, Large Newfies





## Available Options:

Your harness will be made with the details you need! Options must be selected when the order is placed, as these options are built into the harness and **cannot be retro fitted**.



## Harness Top (choose one)

### Regular Top

- **Standard Regular Top: Plain** top offers an O-ring for attaching the leash
- **Regular Top: D-rings** can be added on the left and right ends of the harness top. Use for attaching accessories or clip-on bridge handle (available separately). **(\$5)**

### Skirt with Velcro panel (\$20)


- Half-moon shaped harness top, O-ring for leash
- Features 2" (5 cm) wide Velcro to attach patches ([patches sold separately, see p. 7](#))
- Great option for Service Dogs

### Simple Leather Handle (\$25)

- Approximately **3" tall** (7.5 cm) and permanently attached via D-rings
- Control or restrain the dog if needed
- Support the dog's front end while loading/unloading from a vehicle, etc.
- Allow the dog to pull into the harness
- **Great option for Service Dogs** –offers counter-balance and momentum assistance for the person (see Bridge Handle option if a longer handle is needed)

## Latch/buckle style (choose one)

- **Standard Quick-Release latches:** metal side release buckles are easy to use, and are recommended for most purposes
- **Magnetic latches** are available for people with low dexterity, \$36
- Regular belt-style buckles only, recommended for heavy duty use (no charge)



## Lining (choose one)

- **Natural leather.** Our standard option is the most durable, lightest weight, and lowest maintenance option. *Recommended!*
- **Smooth Lining** (light padding and thin garment leather). \$40
- **Shearling wool/sheepskin** (also includes padding on the top), \$40





## Add-On Accessories: choose if desired

### Clip-On Bridge Handle: \$35

Leather handle with large spring snaps and a support strap. Attaches to optional D-rings.

- 6"
- 8"
- 10" length

### Bridge Handle (6 inch)



### Cape/Vest: \$40-60

**BLD's Service Dog Cape/Vest** is a utilitarian accessory for displaying identifying patches, increasing visibility, and holding essentials, such as medicine, paperwork, a wallet, phone, clean up supplies, or other small items. Includes Velcro panels for attaching patches (patches available separately).

Order a cape ONE SIZE SMALLER than your harness.

- Small (fits Medium EWH)
- Medium (fits Large EWH)
- Large (fits XL & XXL EWH)



### \*Velcro Patch:

Patches backed with Velcro stick onto the optional EWH skirt, or to BLD's vest/cape. No sewing required!

Choose one or a combination of patches to identify your dog's status as a service dog.

#### 1.5" x 5" \$8 each

- Service Dog (155-1)
- SD/In Training (155-2)
- STOP/Do Not Distract (155-3)
- SD/Do Not Pet (155-4)

#### 1" x 3" \$6 each

- Do Not Separate/Dog From Handler (13-1)
- Emergency/Info Inside Pocket (13-2)
- Mobility/Assist. Dog (13-3)
- Ignore Me/I'm Working (155-4)



### \*Leash Wrap/DoublePatch: \$16-18

Specially designed as a leash wrap, this round 2-sided badge Velcros around a leash or strap 1" or smaller. Looks great on the shoulder straps or the brace strap on a bridge handle. 3.25" diameter



*\*Service Dog Products are ONLY for a medically necessary service animal that has been individually trained to mitigate a disability. Please DO NOT misrepresent a pet dog.*

### BLD offers a full line of premium dog products:


#### 8-Way Lead:

This multi-functional leash has many configurations. It can be worn hands-free over the shoulder; perfect for working with a dog in harness, or using as a two-point leash.



#### Leather Tracking Leads:

If you need a long leather leash, we can make one to order in your choice of width, length, and even add special features.



#### Brahma Leads:

Are you looking for the perfect long line? Brahma Leads are designed for dog sports such as nose work and tracking. Perfect for play time and exercise, too. Super-durable, affordable training leads in any length!





# Great Fit Guarantee

All new harnesses and custom service dog equipment come with a Great Fit Guarantee. Every effort is made to produce a harness that fits your dog perfectly. If we made an error, or a fit adjustment is needed, we will correct it at no cost to you within the first 4 weeks of delivery. This includes new parts and standard shipping. If incorrect information or measurements were given when the order was placed, we will still adjust your harness or fabricate new parts at no charge to ensure the correct fit, but shipping costs will apply. If the wrong size was originally ordered, there may be a price difference.

No refunds or returns are accepted on custom made service dog harnesses. We will do our best to be sure you have the right equipment, properly fitted, and we promise to be here if you have questions at any point.

## BLD's Lifetime Warranty

**We stand behind the quality of our products. Bold Lead Designs' handcrafted leather & Brahma products are guaranteed against defects in materials and craftsmanship for life!**

If your leather lead, Brahma lead, training equipment, or harness ever breaks or is damaged from regular use, **simply contact Bold Lead Designs for a replacement or repair at no charge.** There is no time limit. (Customer is responsible for shipping charges.)

If you ever have issues or questions about your equipment, contact us at the workshop so we can help find a solution! Non-warranty repairs and service may be available for a nominal repair charge. Replacement parts may be available for purchase.

*Warranty is limited to replacement or repair of covered product only and does not cover chewing, neglect, misuse, normal wear, or customer alterations. Bold Lead Designs reserves the right to determine if a repair or replacement is covered by our warranty. Items we don't make in our workshop, like accessories and consumable items, are excluded. Note: any item sold as used, imperfect or marked with a star is excluded from any warranty or guarantee.*

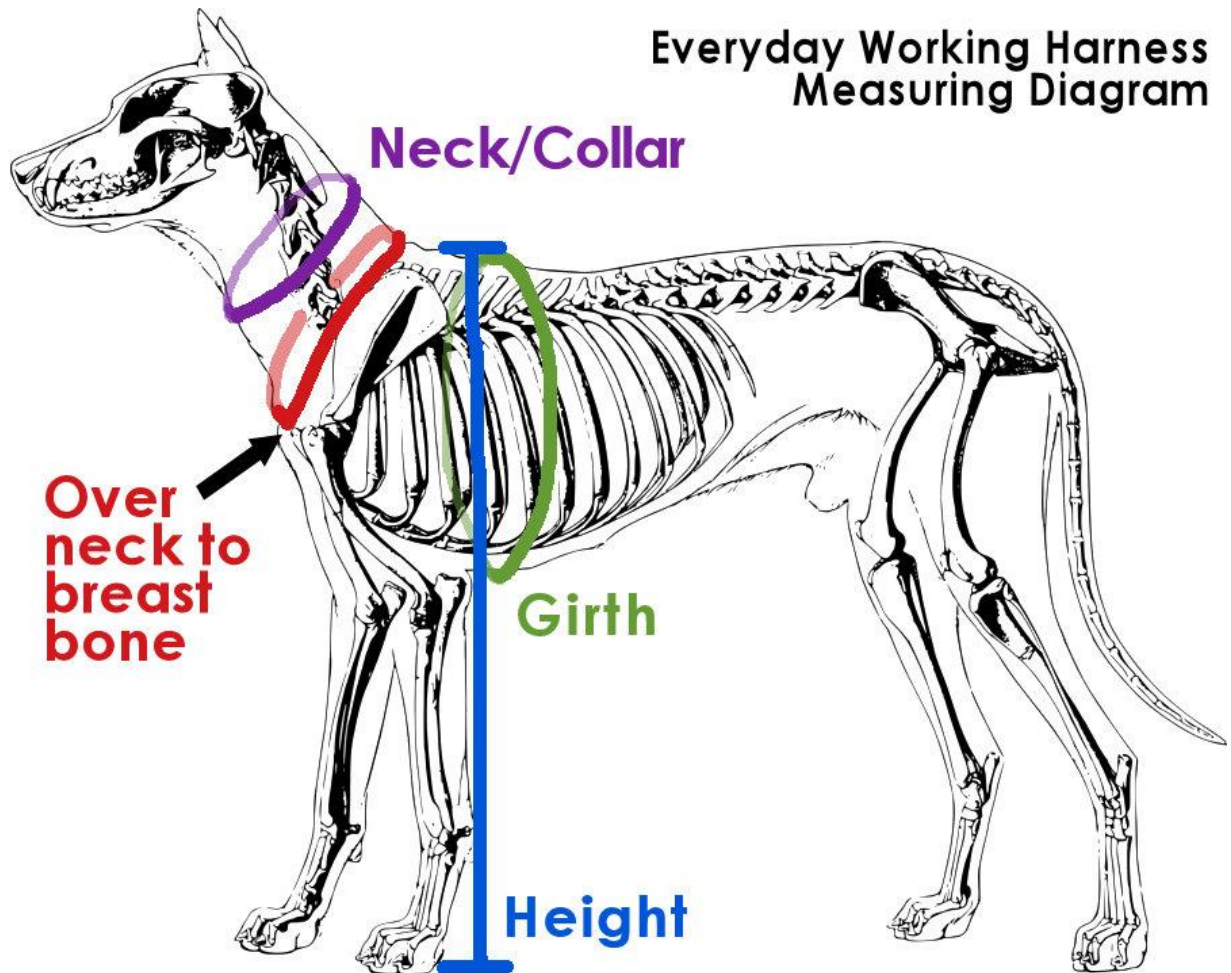
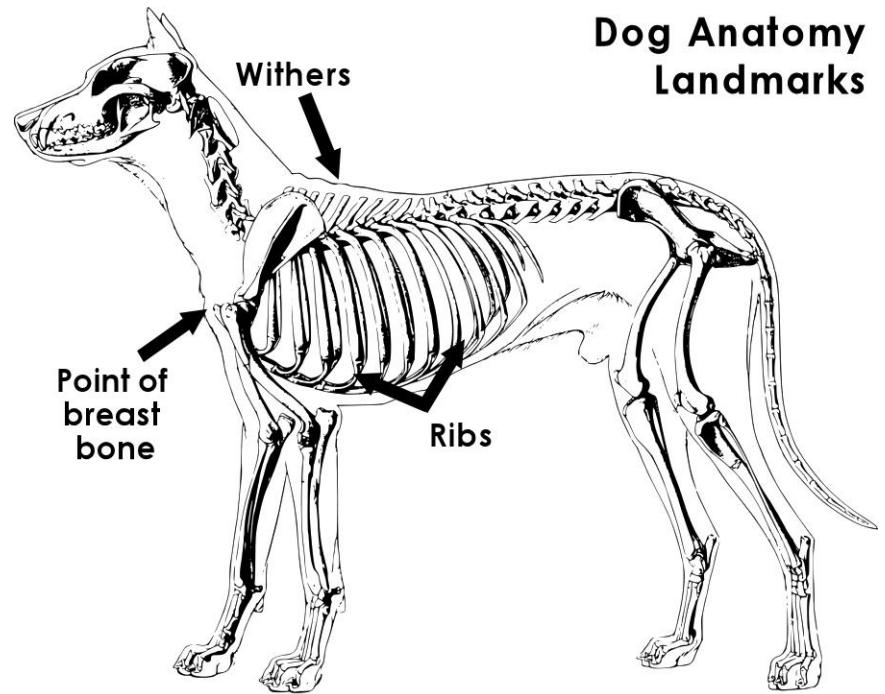
### *Limitation of Damages:*

*Guarantee/Warranty is limited to replacement or repair of product only. Bold Lead Designs, LLC, or its associates, cannot be responsible for any claims or liabilities beyond the scope of the guarantee. Chewing, neglect and misuse, customer alterations, and items marked with a star void all warranties. No other warranties, expressed or implied, are made. User assumes all responsibility for proper and safe use of product and care of animal. Customer pays for shipping for warranty claims.*

See our website for details. <https://boldleaddesigns.com/company-info/our-guarantee/>

# EWH Measuring Instructions

Watch a video: <https://boldleaddesigns.com/measuring/>





## Measuring Tips & Hints

- Read through the directions below! There's a worksheet on the back page for notes and recording your measurements.
- Use a cloth/tailor's measuring tape or a string for measuring around your dog's body.
- For accurate measurements, be sure your dog is standing! Keep the measuring tape snug.
- Have the dog stand square and balanced when taking all measurements.
- Measure the dog according to the **diagrams on page 2** for reference.
- You may want a friend to help you.
- The dog and user do NOT have to be together to measure!
- Measure the harness user to determine the correct handle height. Please don't guess the handle height, as is made to order for your harness. Please let us know if there are any special considerations we should note for your order.
- **Take each measurement 2 or 3 times for accuracy.** Each time may give you different results; this is normal -- don't panic. Just average the numbers.
- Provide all measurements at the time of your order—you may order online, call us, or email us directly. Please note that delays in receiving complete order information will delay your harness order, as we cannot start work on the harness without these important details.
- **The harness specialists at BLD will review all of the details and will contact you if we have questions about your order or measurements. We may make recommendations based on the measurements you provide. Please accept our experience and suggestions for the most functional equipment options.**
- Don't panic, we're here to help! Really, don't worry—the straps are adjustable and we'll be sure you get a perfect fit.

## Measure the dog:

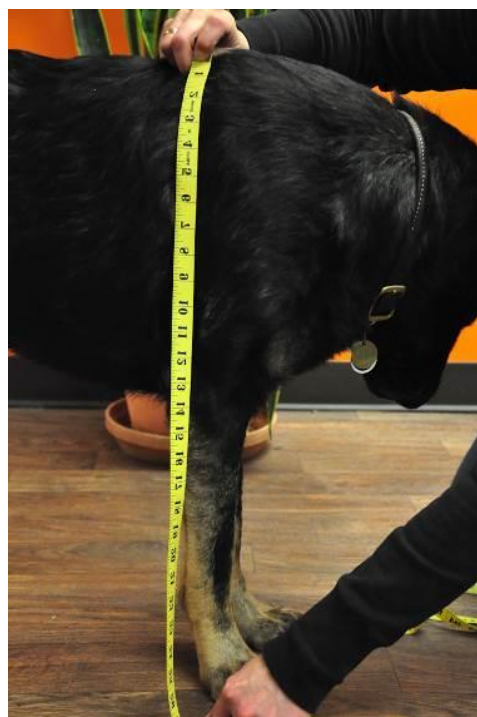
Please provide Dog's name, breed, sex, age, and weight

**1) Neck/Collar:** measure **snuggly** around the middle of the dog's neck. **PURPLE LINE** on diagram.

**2) Over neck to breastbone:** locate the tip of your dog's breastbone—this is the prominent bone in the front of your dog's chest. Measure from the point of breastbone up over the neck, and back to the top of the breastbone. **Pull measuring tape snugly for accuracy.** **RED LINE on diagram.**

**3) Height:** while dog is standing, measure from withers (top of shoulder blades) to the ground. **BLUE LINE on diagram.**

**4) Girth:** while dog is standing, measure behind the front legs, around the deepest part of the dog's ribs. **GREEN LINE on diagram.**



# Everyday Working Harness

by Bold Lead Designs, LLC

Call 303-856-3012

Email [orders@boldleaddesigns.com](mailto:orders@boldleaddesigns.com)

Website: [boldleaddesigns.com](http://boldleaddesigns.com)



## My Harness Worksheet

Questions to ask BLD:

### Dog's Measurement worksheet:

Dog's Name \_\_\_\_\_

Breed \_\_\_\_\_

Sex \_\_\_ Age\* \_\_\_ Weight \_\_\_\_\_

Neck/Collar \_\_\_\_\_

Over neck to  
breast bone \_\_\_\_\_

Height \_\_\_\_\_

Girth \_\_\_\_\_

Leather color:

Black     Tan     Chrome/SS     Brass

Hardware:

Size: select one

Medium     M 25-28"     M 28-32"

Large     L 30-34"     L 32-36"

XL     XL 32-36"     XL 34-38"

XXL     XXL 36-40"     XXL 42-47"

Top Options: select one per row

Regular (oval)     Skirt (with Velcro)

Plain (O-ring only)     Add D-rings     Handle (3")

QR (standard)     Magnetic     HD (reg. buckle)

Lining Options:

None (standard natural leather) *Recommended!*

Smooth Lining (light padding + garment leather)

Shearling lining (sheepskin)

Clip-on Bridge Handle: (if desired)

6"     8"     10"

Notes: