



Mobility Support Harness



Our custom made Mobility Support Harness is designed to provide balance support and stability for people with mobility impairments.

We have designed this Service Dog harness with the dog's physical structure and movement in mind, then added features to make it user-friendly and truly accessible. This is the most stable and ergonomic service dog harness available!

Guided by a veterinary orthopedic surgeon and canine physical therapist, the design of this harness allows the dog to move, breathe, and work unencumbered by the equipment. User-friendly features make this harness truly accessible. Our harness does not wobble, shift, or pinch the dog. Each harness is individually hand crafted and is guaranteed to fit correctly. Customization is available to meet individual needs.

This packet of information contains lots of great details about this unique harness. Please call or email me should you have any questions. I hope to hear from you soon!

--Katrina Boldry

Owner & Designer, Bold Lead Designs, LLC

**Please see the *MSH Pricing and Measuring* document
for additional information**

www.boldleaddesigns.com

- Katrina Boldry, Owner & Designer • 303-856-3012 • orders@boldleaddesigns.com •
- Mailing Address: 350 Norfolk Street, Aurora, CO 80011 • USA •

© Bold Lead Designs 2015

Brace & Balance Support for walking:

Our Mobility Support Harness is engineered for optimal stability and safety to offer the user confidence and freedom. Each component of our harness is designed to stabilize the support handle, and distribute weight and pressure correctly on the dog's body. It is comfortable for all-day use.

This well-balanced and properly fitted harness does not slip, roll side to side or tip forward while in use (any more than the dog's natural movement). The low center of gravity helps the user to feel secure as the dog assists with balance and mobility support. This harness can be adapted for forward momentum or occasional wheelchair pulling (with the addition of a pull-strap).

The harness is designed to allow the user to:

- Remain balanced, confident, & independent
- Use the dog for bracing and general support
- Lean away from the dog for counterbalance
- Use dog for stability, walk in a straight line
- Rise to stand or transfer
- Use the dog for assistance with forward movement or guiding (with an optional pull strap)
- Easily dress and undress the dog
- Adjust the handle to the perfect height
- Feel the dog's movement and facilitate communication

Canine Expert Recommendations:

"Service Dog Designs has worked extensively to create custom harnesses for service dogs that have minimal impact on the musculoskeletal system, allow comfortable range of motion and provide additional padding at potential pressure points."

—Tara Britt, VMD, DACVS

"Much thought and planning went into the design of the Mobility Support Harness, taking into consideration the dogs' health and the person's safety. I am impressed with the quality and sturdiness of the materials used. It fits the dog well minimizing any stress on joints and irritation from rubbing, making it very comfortable for the dog. At the same time, the design of the harness provides stability for the person regardless of the direction of force put on the harness. This product both provides assistance for a person with poor balance but keeps the dog safe."

—Marty Pease, PT, CCRP


Canine Rehabilitation and Conditioning Group



Convenient Handle Features:

The support handle is crafted from high grade, lightweight aluminum and is **custom made to your desired height**. It is rigid with downward pressure, well balanced to provide support, is adjustable and folds down.

- The handle height is adjustable. The handle can be raised or lowered by $\frac{3}{4}$ " increments allowing the user to find the perfect height at any time. There is about 4" of adjustability.
- The handle folds down. A folding handle is essential to allow the dog to fit into tight spots, curl up under a table, or get in and out of a vehicle. Our folding handle bar has special spring pegs that release the handle and allow it to lay onto the dog's back. Click back into the vertical position at any time.
- For comfort, the padded handle grip is double layered with neoprene and a gel-filled padding that provides a nice grip and is super easy to clean.
- For safety, we include reflective strips on the sides of the handle. The reflective strips are plain black in the daylight, but reflect a silvery white in the dark.




Easy to use:

We have designed this harness to be easy to get on and off the dog. Special quick-release latches make dressing and undressing the dog fast and simple.

- The left side of the harness has standard adjustable buckles.
- The right side has easy to use latches that just click together (yes, they are very easy to operate!).
- Simply place the harness over the dog's head, fasten the girth and belly straps, and you are good to go.
- The straps stay fitted to the dog. No need to adjust the harness fit every time you use it.
- We eliminated straps that go through the dog's front legs, so there is no fumbling with extra buckles or lifting the dog's front feet.

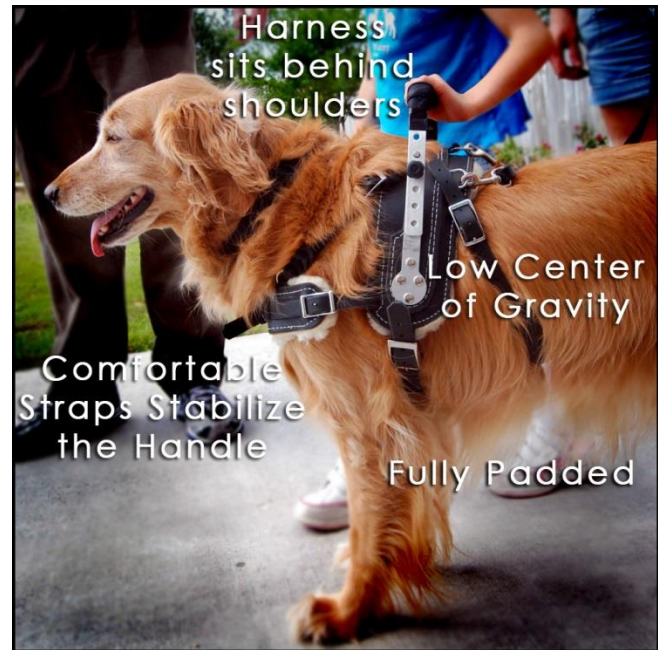
Easy to put on!

place harness over dog's head fasten the belly & girth straps



Made to fit the dog's anatomy:

- Well-balanced
- Even weight distribution
- Flexible and comfortable
- Does NOT roll, shift, or pinch
- No hard edges or rigid frame
- Fully padded
- Extra padding to minimize spine pressure
- Real sheepskin lining (not fleece)
- All straps are made to the dog's measurements
- Dog can sit, lay down, and ride in vehicles
- Very lightweight
- Dogs like wearing it!
- Veterinarian approved



Bold Lead Designs' Mobility Support Harness sits on the strongest part of the dog's body, over his center of gravity. Similar to a horse saddle, this harness sits just behind the withers so not to pinch or hinder the dog's movement, yet does not stress the spine. The saddle is wide and long to distribute weight evenly over the dog's back and sides and keep the gravity low on the dog's body to optimize stability.

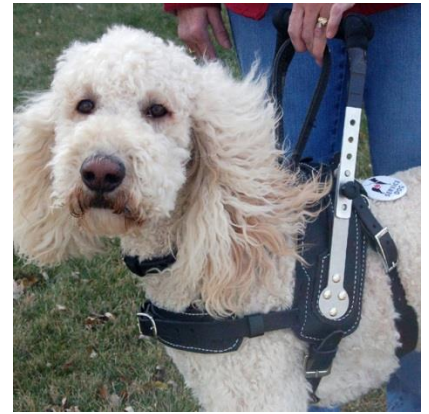
The harness is fully padded with layers of high-density neoprene. The padding includes a channel for the dog's backbone to minimize spine pressure. The harness saddle, breastplate and girth are lined with thick natural shearing (real sheepskin) to prevent both chafing and slipping. This wool is comfortable, durable, breathable, and easy to clean.

All straps on our harness are carefully placed to stabilize the handle and prevent the harness from placing too much pressure on any one area on the dog's body. Wide straps distribute weight and minimize pressure points. Top quality, soft & supple leather is used because it moves with the dog and does not cause irritation like synthetic materials can, plus leather will outlast any synthetic material. Every strap is custom cut to assure a perfect fit. Straps and parts can be replaced if needed.

The harness is flexible to allow the dog freedom to walk, breathe and lay down comfortably. There are no hard edges or stiff frames to cause discomfort. The handle and harness will flex slightly when in use to distribute and absorb pressure.

Available options: Customize the harness to meet individual needs

Sized to fit any breed dog!



Tall Handle



(for handles over 8")

Ergonomic Handle Grip

(for more natural hand and arm angle)

Pull-rings

(for those who cannot grip the handle release peg)



Pull-strap

(puts pressure into breast plate to allow dog to lean into harness to pull forward)

ID badges

Banner badge specially designed for our harness

Cape & Pouches

accessory packs for carrying essentials



Additional Harness Info:

Order Direct from the Designer and Maker:

This is not an "off the shelf" product. There is no middleman. You will work directly with the harness maker when you order. Each harness is custom made to order to assure a great fit for both the dog and the user.

Great Fit Guarantee:

Because a proper fit is essential, all initial fitting services are included in the harness price. We will make any adjustments necessary to assure a good fit within the first 4 weeks of delivery. This guarantee includes new parts and shipping, if needed. If inaccurate measurements were provided, we'll still correct the fit at no charge, but shipping charges may apply. Service is available throughout the life of the harness. We are here for you.

Replaceable Parts:

This great harness has been designed with replaceable and interchangeable parts. This allows a harness to be re-fit to a new user or dog. Replacement parts allow for repairs and upgrades at minimal cost. All extra parts are listed on the pricelist.

Super Light Weight:

Although it looks substantial and is incredibly sturdy, it also happens to be very light! A standard harness weighs less than 2.5 pounds (less than 3 pounds for an extra-large dog).

Customizable:

Other custom features may be available to meet individual needs. Let us know how we can help make equipment that will work for you.

Materials:

We use only the best materials we can find. Our Mobility Support Harness is crafted from top quality black latigo leather; it is flexible, durable, and weather resistant. We use white stitching for a handsome look. Neoprene padding and natural wool shearling are supportive, easy to clean, breathable and comfortable. We use the highest quality hardware available. Chrome plated solid brass and aluminum parts are durable and rust resistant. Each harness is custom made from scratch in our workshop.

Bold Lead Designs' Lifetime Warranty covers materials and workmanship for the life of the product.

Normal wear, neglect, chewing, and similar damage are not covered by our warranty, but we are able repair or replace damaged parts. Due to the custom nature of this product, refunds are not available, however we promise to work with you to create the best equipment we can. Please see our website for complete details.

Important notes: Dogs should be physically mature (growth plates fused) before beginning harness work. **Dogs must be physically sound and of appropriate size for mobility work.** Please be sure your dog is the right age, height, weight, and strength for the assistance you need. Consult a veterinarian to determine your dog's suitability for harness and/or mobility work. **Tall handles apply more pressure and torque to the dog than shorter handles, due to the laws of physics.** A dog should never be expected to replace the heavy-weight-bearing capacity of a cane or crutch.

Thank you for your interest in our lovely harness. Let us know if you have any questions.

**Please see the *MSH Pricing and Measuring* document
for additional information**

www.boldleaddesigns.com

- Katrina Boldry, Owner & Designer • 303-856-3012 • orders@boldleaddesigns.com •
- Mailing Address: 350 Norfolk Street, Aurora, CO 80011 • USA •