

Custom Service Dog Equipment

detailed information booklet on the
**Balance Assistance Harness
& Mobility Support Harness**
by Bold Lead Designs



BLD's specialty service dog harness is designed to provide balance and stability support for people with balance or mobility impairments, as well as for anyone needing good communication and contact with their service dog. We have designed this harness with the dog's physical structure and movement in mind, and then added features to make it user-friendly and truly accessible. This is the most stable, ergonomic and functional service dog harness available!

Guided by a veterinary orthopedic surgeon, canine sports medicine experts, and canine physical therapists, BLD's unique harness design allows the dog to move, breathe, and work with minimal impact from the equipment. Weight and pressure are properly distributed across the dog's body for optimal performance of physical assistance tasks. Similar to a horse saddle, this harness sits just behind the withers (or shoulders), around the dog's center of gravity. When fitted properly, this harness does not wobble, shift, pinch or rub the dog. It is lightweight, sturdy, and very comfortable.

BLD's innovative harness design has benefited thousands of people around the world since 2009.


Every harness is custom made by hand in our own Colorado workshop. A variety of handle options are available. Crafting each harness to order is how we are able to provide the right fit for the dog, while meeting the user's individual needs.

Proper fit is assured by our **Great Fit Guarantee**. Our famous **Lifetime Warranty**, plus BLD's excellent customer support, is standard with everything we make in our workshop. See details on p.18 or on our website.

You may order online, call, email, or make an appointment to visit our workshop to order. Our friendly team is here to help with any questions you have before, during, and after placing your order. Our harness experts will review all the details to help you get the equipment you need and to ensure the best fit possible. And yes, we ship worldwide.

Please allow 4 weeks for completion. Rush options may be available for an additional charge.

This booklet contains detailed product information, harness features & options, pricing, measuring instructions, and ordering information.




About Bold Lead Designs

Established in 2008, Bold Lead Designs is an innovative Colorado company that designs and crafts premium quality dog leads and accessories from only the best leather and materials. Located Aurora, Colorado, our workshop serves clients in all 50 US states and over 42 countries worldwide, so far.

Our products are unique and have been designed to be both people and dog friendly, they are crafted with quality and expertise that is rare and increasingly hard to find. Every custom item we offer is handmade to order, so you get exactly what you need.

Katrina Boldry, Owner & Designer (pictured here with Kepler) founded BLD to address the gap between the dog equipment people needed and what was otherwise available. She is proud to provide custom made equipment solutions for people with disabilities.

At Bold Lead Designs, we don't just make dog gear; we strive to offer solutions that enhance our clients' quality of life. All of us at Bold Lead Designs are honored to have the opportunity to provide equipment that improves the independence of our clients with disabilities. We are grateful for your support and thank you kindly for your business. Let us know if we can be of assistance.



I know how difficult it is to find equipment that really works. I started designing service dog equipment because there was a serious lack of good quality, user-friendly gear out there. There was a gap between what people needed and what was available. Every day I strive to help people find solutions that will make their lives better. – Katrina Boldry, Owner & Designer

Important Notes:

Dogs must be physically mature and of appropriate size, fitness and soundness for the work you would like them to perform.

Mobility, stability, and balance assistance work is physically demanding; a service dog must be in prime physical condition. The dog's growth plates must be closed before beginning harness work (recommended minimum of 18-24 months of age). Please allow your dog time to grow and mature.

Consulting a qualified veterinarian (orthopedic specialist or canine sports medicine physical therapist) is highly recommended for all service/assistance dogs that perform physical tasks. Fit and performance of the equipment can only be assured if the dog meets the minimum recommended standards, the user and trainer have reasonable expectations, and when the equipment is used responsibly for the purpose it was designed. Likewise, harness users should consult a physician and physical therapist to determine what medical equipment is appropriate for their mobility needs.

Our equipment is designed to allow an appropriately selected and trained service dog to reasonably assist a person with a balance or mobility impairment. BLD cannot assess a dog's suitability or appropriateness. BLD harnesses are not intended to serve as, or to replace, a durable medical device such as a cane, walker, or crutch. User assumes all responsibility for the safety, health, and care of the animal and human alike.

Table of Contents:

| | |
|--|--------------|
| About BLD | 2 |
| Important Notes about age and soundness | 2 |
| Harness Features | |
| Comparison of Harness Style | 3 |
| Dog Friendly Features | 4 |
| People Friendly Features | 5 |
| Balance Assistance Harness (BAH) | 6-9 |
| Mobility Support Harness (MSH) | 10-14 |
| Accessories | 16-17 |
| Guarantee and Warranty Information | 18 |
| Testimonials | 19-20 |
| Measuring for your harness | 21-23 |
| Worksheet | 24 |

There are 2 harness styles available: the difference is the primary handle



Balance Assistance Harness (BAH)
has a flexible leather assistance handle
(formerly the “Basic” Assistance Harness)



Mobility Support Harness (MSH)
has a rigid metal support handle that folds
down

Harness will be made to accommodate ONLY the primary handle style you choose. The handle mounting hardware on the saddle cannot be changed after the harness is made.

This means BAH and MSH handles are not interchangeable.

However, a metal Mobility Support Handle can be interchanged with a new metal handle. (Tall handles require a saddle with tall/heavy support bars; any harness can accommodate a shorter handle.)

Likewise, a leather Balance Assistance Handle can only be interchanged with another leather handle.

Harness Features:

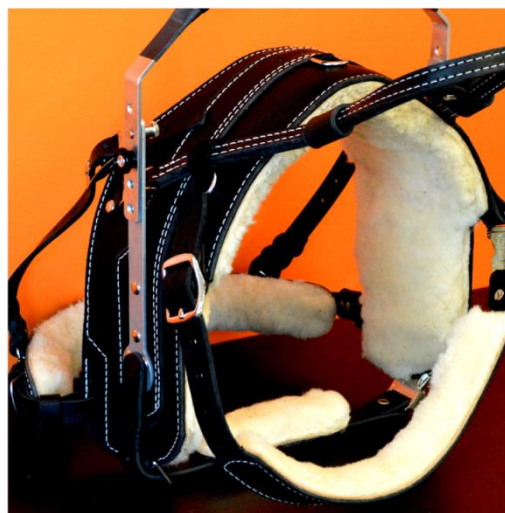
All harnesses come standard with these great features.

Dog friendly features:

- Harnesses are **custom made** to fit your dog's measurements and conform to your dog's anatomy
- **Great Fit Guarantee**
 - Fit adjustment at no charge, if necessary, within 4 weeks of delivery (shipping charges may apply if incorrect measurements were provided)
 - Lifetime Warranty on materials and workmanship. See details on p. 18
- Allows dog freedom of movement & distribution of weight/pressure around the core of the dog's body
- Flexes with movement yet does not shift or wobble when fitted properly
- **Lightweight** despite its sturdy nature!
 - Complete harness weighs only 2.5 lb. (1 KG) for standard size, and around 3 pounds for giant size
- **Adjustable Straps**
 - All straps have several inches of adjustment to fine-tune the fit
 - Straps are replaceable and can be re-fit to another dog of similar size (saddle size stays the same)
- **Layers of specialized padding for dog's comfort**
 - No hard edges or direct contact with irritating synthetic materials
 - Saddle is made with layers of neoprene padding inside to protect the spine and distribute pressure properly
- **Natural shearling wool** (genuine sheepskin)
 - Sheepskin lining on saddle breastplate, girth, and belly straps provide proper cushion to prevent pinching or rubbing, as well as optimal structural support for the function of the harness
- **Suitable for all climates** due to the natural material's breathability, resilience, and durability
 - Does not get hot or retain heat like synthetic materials (not recommended for swimming)



Belly strap, shown here, is adjustable on one side, and has Quick-Release buckles on the other.



Harness saddle, breastplate, girth, and belly strap are lined with genuine sheepskin

People friendly features:

- **Premium quality top grain leather and durable hardware** combined with fine workmanship for a lifetime of reliable performance
- Our harnesses are **designed to offer optimal balance support and stability**
- **A variety of handle options** are available to meet your needs
 - Handles are made to your desired height, are well-balanced and properly supported for maximum stability assistance
 - Choose the harness style based on the primary handle you need
 - Balance Assistance Harness with flexible leather handle, see pages 6-9
 - Mobility Support Harness with rigid metal handle, see pages 11-15
 - Additional handles, such as pulling and guide, are available on all harnesses to add more functionality
- **Quick-Release buckles** make it easy to put on and take off the dog—simply click together two easy-to-use latches; harness remains adjusted when removed
- **D-rings** for attaching accessories, such as a cape, pouch, ID badges, pulling strap, etc.
- **Easy to clean and maintain**, details available on our website and in Owner's Manual
 - Simply apply leather conditioner regularly to keep harness supple and weather resistant
 - Clean the wool lining with a brush and vacuum
 - Can be hand washed as needed
- **Excellent customer support**
 - We are equipment experts and are happy to help you through this process
 - We are here should you encounter an issue in the future
 - **Lifetime Warranty** on materials & workmanship, see details on p. 18, or our website <https://boldleaddesigns.com/company-info/our-guarantee/>
- Comprehensive **Owner's Manual** is included with each harness
 - Harness will arrive with detailed instructions for fitting, use and care of the equipment, and warranty information for your reference
- **Have questions?** Call or email! We're available to help you find the right solutions for you.



**Quick release buckles
for easy on and off.**



3 D-rings on top of harness

Balance Assistance Harness (BAH) leather handle

Who is it for? The BAH is a good choice for many people with conditions such as vertigo, balance impairment, disequilibrium, neurological conditions, brain injuries, ataxia, disassociation, other injuries, etc. where light to moderate contact with a flexible handle can assist with orientation and/or balance support.

This harness can assist balance by counterbalance or pulling. It offers stabilization while standing or walking, momentum pull, maintaining a regular gait, leading/guiding, and/or getting up from a seated position. Formerly known as the “Basic” Assistance Harness, this harness has a lot to offer!

- Several styles of Assistance Handles are available, each made with sturdy, double-layered leather
- Handles are custom made to any height/length you desire
- Use one or a combination of Assistance Handle styles for specific tasks you’d like your dog to perform
- Offers excellent communication and close-contact from nearly any angle
- Handle and harness are designed to properly distribute pressure around the dog’s core with minimal impact on the dog’s range of motion
- Only for dogs over 45 pounds


NOTE: This harness does NOT offer bracing; leather assistance handle is lower impact and generally safer for the dog than a rigid metal handle.

Choose harness size: select one

- Standard BAH \$400**
For most dogs 45-95 pounds, with a girth size of 26-34 inches (best choice for most retrievers and doodles)
- Extra Large BAH \$430**
For most dogs 90-150 pounds, with a girth size of 33-40 inches (also recommended for deep-chested breeds such as GSD’s and Dobermans weighing 85 pounds or more, and any dog over 100 pounds such as Rottweilers, smaller Great Danes, Newfoundlands, etc.)
- Giant BAH \$510**
For dogs 140-200 pounds, with a girth over 40 inches (best choice for larger Great Danes, Mastiffs, etc).

Choose Color: select one

- Black:** Solid black Latigo leather is our default standard offering. This leather wears beautifully over time, does not fade, and hides the appearance of scuffs and scratches
- London Tan (add \$20):** Bridle leather color and shades will vary; each part of harness may be a different shade. Tan leather may show scuffs and wear over time; color may darken with use over time.



Primary Assistance Handle: Select one

A) Flexible Balance Handle (vertical)

Default standard option

This leather handle is positioned vertically on the harness.

It is stabilized to provide excellent feedback and communication with your dog. Mounts low on the harness saddle with quick-release buckles, and is kept upright with heavy duty O-rings. Folds flat by unclipping the quick release buckles and pivoting back. (A brace strap may be added to stabilize the handle loop, depending on the height of your handle, shown at right.) This flexible handle will soften and slump over time.

Good for counterbalance, and light momentum while walking.



Balance Handle

A) Flexible


B) Semi-Rigid

B) Semi-Rigid Balance Handle (add \$30)

Highly recommended!

Same looks and features as the above option, but a bit stiffer. Reinforced with for firmer feel and increased feedback. This handle is designed to hold its form and stand upright, making it accessible for grasping without bending over which assists with orientation. The handle will form to the angle of your hand grip over time. This is the firmest, most vertical handle option for the BAH. Good for counterbalance and stability contact for orientation.

(Not a brace handle—it will flex with direct pressure to diffuse movement and minimize torque on the dog.)



C) Clip-On Handle

C) Clip-on handle

Minimal, low profile option clips onto heavy duty d-rings toward the top of the harness saddle. Handle lays down when you let go of it. Feels looser than the other options. Easily replaceable, if needed. Ideal for a short grab-handle. Good for counterbalance, getting up from a seated position, or for occasional momentum assistance.



Support Pull Handle

D) Flexible

E) Semi-Rigid

NEW option! Support Pull Handle:

D) Flexible Leather Support Pull Handle

E) Semi-Rigid Leather Support Pull (add \$30)

The **Support Pull Handle** is designed for heavier momentum and pulling needs. Provides optimal pulling pressure distribution. Handle attaches to heavy-duty d-rings with spring snap clips. “Mouse ear” loops keep the handle in position at a slight angle back. This handle drops a bit when you let go of it, has a looser feel than A or B, but is best for those who need moderate gait stabilization or a sturdy momentum pull. Available flexible or semi-rigid. We recommend a clip-on balance handle as an additional option.



Need another handle for more functionality?

See next page!

Additional BAH handle options: Select if desired

These can be longer, or shorter, than the primary handle to allow the dog to assist with additional tasks. For example, you might choose primary option B) Semi-Rigid Balance Handle for walking, and additional option 1) Basic Pull-Strap for getting up from a chair.

- **NONE** (primary handle only)
- **Basic Pull-Strap (add \$25)**
This simple leather strap clips onto the standard d-rings on the harness. Adjustable length, makes a 3-6" handle. Good for getting up from a seated position, or occasional wheelchair pulling. (Not built into the harness, can be added anytime.)
- **C) Clip-on Balance Handle (add \$40)**
Double layered leather, clips onto heavy duty d-rings located toward the top of the harness saddle. Ideal for a short grab-handle, also good for counterbalance, getting up from a seated position, or for occasional momentum assistance.


Support Pull Handle

- **D) Support Pull Handle in flexible leather (add \$50)**
- **E) Support Pull Handle in semi-rigid leather (add \$80)**
Highly Recommended!
The Support Pull Handle is designed for heavier momentum and pulling needs. Provides optimal pulling pressure distribution. Handle attaches to heavy-duty d-rings with spring snap clips. "Mouse ear" loops keep the handle in position at a slight angle back. This handle drops a bit when you let go of it, has a looser feel, but is best for those who need moderate gait stabilization or a sturdy momentum pull. Available as a flexible handle, or semi-rigid which is reinforced for a sturdier feel.


Leather Guide Handle

- **F) Flexible Leather Guide Handle (add \$50)**
- **G) Semi-Rigid Leather Guide Handle (add \$80)**
Leather **Guide Handles** are for light-duty leading/guiding. This sturdy handle offers excellent communication; attaches to the front edge of the harness, and angles back. Includes quick-release buckles mounted to the front portion of the harness saddle, and Velcro stabilizers. (Not quickly removable.) Available as a flexible handle, or semi-rigid which is reinforced for a sturdier feel.

(A brace strap may be added to options C-G to stabilize the handle loop, depending on the height of your handle.)



Basic Pull Strap



C) Clip-On Handle



Support Pull Handle
D) Flexible
E) Semi-Rigid



Leather Guide Handle
F) Flexible
G) Semi-Rigid


Additional BAH Options, if needed:

- **Additional D-rings (add \$6 each)** may be available if you have a specific need for an accessory or attachment, and it does not impede the design or function of the harness. Not recommended for most people.
- **One-Hand latch operation (add \$8)**
D-rings placed near the quick release latches on the girth and belly straps make it easier to grasp the straps and fasten with one hand. Good for people who primarily use one hand. (Not recommended for most users.)



Accessories are available

Vests and badges can be seen on p. 16-17




Mobility Support Harness (MSH) rigid metal support handle

Who is it for? The MSH can be a good option for people with balance impairment, disequilibrium, neurological conditions, MS, Parkinson's, or other conditions where light to moderate contact, with a rigid vertical handle, can **assist with orientation and/or balance support**. This harness can provide **light bracing** while the dog is standing.

An additional handle can be added to allow the MSH to assist with momentum, gait stabilization, leading, and counterbalance support while in motion.

- Rigid metal Support Handle made from lightweight, high grade aluminum
- Provides vertical stability support and can be used for occasional light bracing
- Handle support is designed with low center of gravity to distribute pressure around the dog's core
- Handle folds down to allow dogs into tight spaces, in vehicles, or under tables
- Support bars mounted to the harness saddle are permanent and will not loosen over time
- Padded handle grip is comfortable and easy to clean
- Reflective tape on sides of handlebar for night-time visibility
- Add a guide or pulling handle if additional functionality is desired
- The MSH is only for dogs over 60 pounds that are large and strong enough for this physically demanding task

NOTE: Rigid support handles are not meant to be leaned on for constant support, to pull on, or use for momentum while walking. Heavy pressure should not be applied to the metal handle, especially while the dog is in motion; not recommended for those with ataxia.



Choose harness size: select one

Standard MSH \$475

For most dogs 60-95 pounds, with a girth size of 26-34 inches (best choice for most retrievers and doodles). NOT available for dogs under 60 pounds.

Extra Large MSH \$500

For most dogs 90-150 pounds, with a girth size of 33-40 inches (also recommended for deep-chested breeds such as GSD's and Dobermans weighing 85 pounds or more, and any dog over 100 pounds such as Rottweilers, Great Danes, Newfoundlands, etc.)

Giant size MSH \$575

For dogs 140-200 pounds, with a girth size over 40 inches (best choice for larger Great Danes, Mastiffs, etc).

Tall handle over 8" is not available.

Choose Color: select one

Black: Solid black Latigo leather is our standard offering. This leather wears beautifully over time, does not fade, and hides the appearance of scuffs and scratches

London Tan (add \$20): bridle leather color and shades will vary; each part of harness may be a different shade. Tan leather may show scuffs and wear over time; color may darken with use with age.

Support Handle height: select one

2-4"

3-6"

6.5-8.5"

9-11" TALL*(add \$30)

Tall option includes heavier gauge metal and upgraded support bars on saddle.

**Applies more torque and pressure to dog than shorter handles. Not recommended for most users or for any dog smaller than our recommended size. Consider the BAH if tall handle is required.*



NOTE: Height is the distance between the top of the harness saddle and the top of the handlebar. Support Handle adjustment range is approximate; exact dimensions depend on the harness size and dog's width.

Support Handle grip style: select one

- Straight Grip**
Standard handle grip is ambidextrous. Your hand and elbow will be positioned directly over the dog's body, with your palm facing back.
- Left Hand Ergonomic Grip (add \$50)**
- Right Hand Ergonomic Grip (add \$50)**
Highly recommended!
Z-shaped handle grip allows for more natural hand and arm position.
Allows your arm and elbow to relax in toward your body, while your hand remains centered over the dog. Ergo grip is comfortable and balanced for most people, especially those with hand/wrist/shoulder mobility issues.

Ergonomic grip vs. Straight grip




Top View



Front View

ALL support handles fold down!


Handle folding mechanism is engaged by pulling two small pegs—one on each side of the handlebar.



Standard Release Peg

Select one option:

- Standard release pegs**
Standard release pegs are a small metal knob (dime sized). Can be operated together or independently when locking mechanism is engaged.
- Pull-Rings* (add \$25)**
Highly recommended for weak hands or one-hand operation.
For people with limited dexterity who have trouble grasping a small peg, pull-rings can be added to make it easier to operate the handle folding mechanism. Includes nifty InfiniKey extenders for convenience.
**Must be ordered with harness if needed, cannot be added later.*



Pull-Ring option

MSH additional handle options: select one

Customize your MSH harness for pulling, leading, forward momentum, and guiding; several handle styles to choose from.

Remember, the metal support handle is for vertical pressure and very light bracing only!

These additional handle options can be made to ANY height/length: longer, or shorter than the metal Support Handle. We recommend having it made 1 inch shorter than your metal Support Handle, unless you specify otherwise to meet your needs.


- **NONE** (rigid metal handle only, no pulling or leading is needed)
- **Basic Pull-Strap (add \$25)**
Perfect for getting up from a seated position. This simple single layered leather strap clips onto the standard d-rings on the back of the harness. Adjustable length, makes a 3-6" handle. (Not built into the harness, can be added anytime.)

NEW option!


- **Flexible Support Pull Handle (add \$50)**
- **Semi-Rigid Support Pull Handle (add \$80)**
Highly recommended!
Allows for heavier pulling, momentum, and counterbalancing needs. Mounts lower on the harness for optimal pulling pressure distribution. **Support D-Rings** are added to the base of the handle support bar, handle attaches with spring snap clips. "Mouse ear" loops keep the handle in position at a slight angle back. This handle drops a bit when you let go of it, has a looser feel, but is best for those who need moderate gait stabilization or a sturdy momentum pull. Available as a flexible handle, or semi-rigid which is reinforced for a sturdier feel.

- **Flexible Leather Guide Handle (add \$50)**
- **Semi-Rigid Leather Guide Handle (add \$80)**
Allows for are for light-duty leading or momentum. This sturdy handle offers excellent communication and directional feedback. Attaches to the front edge of the harness, and angles back behind metal support handle for proper leading or momentum contact. Includes quick-release buckles mounted to the front portion of the harness saddle, and Velcro stabilizers (not easily removable). Available as a flexible handle, or semi-rigid which is reinforced for a sturdier feel.

A brace strap may be added to support pull or guide handles to stabilize the handle loop, depending on the height/length of your handle.



Support Pull Handle



Flexible leather Guide Handle



Semi Rigid leather Guide Handle

Other MSH options*

*These options are built into the harness and must be ordered with harness, cannot be added later.

- **Additional D-rings* (add \$6 each)**

May be available if you have a specific need for an accessory or attachment, if it does not impede the design or function of the harness. Not recommended for most people.

- **Support D-rings* (\$15 for the pair) shown at right**

Heavy-duty d-rings can be added to the base of the metal handle support bars for attaching an accessory or a pulling handle. D-rings only, no handle included. (Included if you order the Support Pull Handle).

- **One-Hand latch operation (add \$8) shown below**

D-rings placed near the quick release latches on the girth and belly straps make it easier to grasp the straps and fasten with one hand. Good for people who primarily use one hand. (Not recommended for most users.)



MSH accessories:

These extras are not built into the harness and can be ordered anytime.

- **Replacement bolts: \$6 Highly recommended!**



Removable bolts hold the handle onto the harness. Keep an extra set handy, just in case. Set of bolts includes two round bolts, two winged bolts, and 6 washers. Available in standard or tall size to fit your handle.



- **Banner Badge: \$27.50**

Specially designed for the metal MSH handle, 2-sided badge spans the handle bars to identify your dog's status as a service/assistance dog. Several designs to choose from. Fits MSH Support Handles 4" or taller.





Harness Accessories:

BLD's Service Dog Cape/Vest:

- Medium Cape/Vest \$55 (red or blue)
- Large Cape/Vest \$60 (red or blue)
- Optional nylon Chest Harness Strap (\$12 Med. \$15 Lg.)
 - Cape/Vest is specifically designed to be compatible with your harness
 - It lays on the dog's back behind the harness saddle and does not interfere with the function of your harness, or overburden your dog.
 - Velcro tabs attach the cape/vest to the d-rings on your harness.
 - Flat, low-profile design does not catch on your legs as you walk next to your dog.
 - 3 Velcro panels to attach patches
 - Medium overall size: 6.5 x 18, best for standard size harness
 - Large overall size: 7.5 x 20 inches, best for XL and Giant harnesses.
 - Add an optional nylon **Chest Harness Strap** if you wish to use without the harness, as a stand-alone service dog vest



Chest Harness Strap



Velcro Patch:

Patches backed with Velcro stick onto the vest/cape. No sewing required! Choose one or a combination of patches to identify your dog's status as a service dog.

1.5" x 5" \$8 each

- Service Dog (155-1)
- SD/In Training (155-2)
- STOP/Do Not Distract (155-3)
- SD/Do Not Pet (155-4)

1" x 3" \$6 each

- Do Not Separate/Dog From Handler (13-1)
- Emergency/Info Inside Pocket (13-2)
- Mobility/Assist. Dog (13-3)
- Ignore Me/I'm Working (155-4)



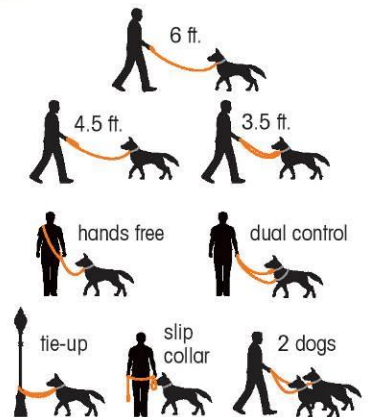
Double Patch: \$20-\$22

Specially designed as a leash wrap, this round 2-sided badge Velcros around a leash or strap 1" or smaller. Looks great on the shoulder straps or sides of the handle. Many designs to choose from. 3" diameter



Leashes etc.

We have dozens of different leashes, collars, and training accessories available. Here are a few of our most popular items for harness users. 8-Way Lead is shown here.



8-Way Lead:

Leather: \$60-\$65

Brahma soft grip material: \$50-\$52


Consider the convenience of not having to hold onto your dog's leash as you go about your daily business. Wear this leash hands-free over-the-shoulder. Six foot long, multi-functional leash has 8 positions. Adjusts to make a 6, 4 ½, 3 ½ foot lead.

Perfect Pace no-pull halter:

Does your dog tend to pull on the leash? Need to slow your dog down and help keep him focused? Our Perfect Pace halter might be the perfect solution. It's easy to use and requires very little pressure to stop the dog from pulling on the leash. Available in woven material or leather.

Choose an all-in-one Halter Leash or a separate Dog Halter.

\$21-\$55



Quick Release Collar:

Awesome all metal side release buckle is superior to plastic buckles seen on most collars. Collar is adjustable for a perfect fit.

\$36-42



Great Fit Guarantee

All new harnesses and custom service dog equipment come with a Great Fit Guarantee. Every effort is made to produce a harness that fits your dog perfectly. If we made an error, or a fit adjustment is needed, we will correct it at no cost to you within the first 4 weeks of delivery. This includes new parts and standard shipping. If incorrect information or measurements were given when the order was placed, we will still adjust your harness or fabricate new parts at no charge to ensure the correct fit, but shipping costs will apply.

No refunds or returns are accepted on custom made service dog harnesses. We will do our best to be sure you have the right equipment, properly fitted, and we promise to be here if you have questions at any point.

BLD's Lifetime Warranty

We stand behind the quality of our products. Bold Lead Designs' handcrafted leather & Brahma products are guaranteed against defects in materials and craftsmanship, for life!

If your leather lead, Brahma lead, training equipment, or harness ever breaks or is damaged from regular use, **simply contact Bold Lead Designs for a replacement or repair at no charge.** There is no time limit. Customer is responsible for shipping charges.

If you ever have issues or questions about your equipment, contact us at the workshop so we can help find a solution! Non-warranty repairs and service may be available for a nominal repair charge. Replacement parts may be available for purchase.

Warranty is limited to replacement or repair of covered product only, and does not cover chewing, neglect, misuse, normal wear, or customer alterations. Bold Lead Designs reserves the right to determine if a repair or replacement is covered by our warranty. Items we don't make in our workshop, like accessories and consumable items, are excluded. Note: any item sold as used or imperfect or marked with a star is excluded from any warranty or guarantee.

Limitation of Damages:

Guarantee/Warranty is limited to replacement or repair of product only. Bold Lead Designs, LLC, or its associates, cannot be responsible for any claims or liabilities beyond the scope of the guarantee. Chewing, neglect and misuse, customer alterations, and items marked with a star void all warranties. No other warranties, expressed or implied, are made. User assumes all responsibility for proper and safe use of product and care of animal. Customer pays for shipping for warranty claims.

See our website for details. <https://boldleaddesigns.com/company-info/our-guarantee/>

Client testimonials: Many more product reviews may be found on our website.

I've used a mobility service dog for over 5 years due to MS. I'm also a physical therapist. I've tried many harnesses. The BAH quality in my opinion ranks with human orthotics. The harness is made from great materials with excellent craftsmanship. The harness is custom fit. I've used BLD harnesses for 5 years. This BAH is the best harness I've found for stability, fit, esthetics, comfort, and function. **Patty A., 2017**

I have used a few different mobility harnesses over the years and I decided to try the Basic Harness with a longer mobility handle. Wow! If you are looking for a professionally made, detailed, well-designed harness, this is the one. I've even had a harness-maker stop me at a horse show to ask where I got such a fantastic harness. The leather is top grade, the fit is perfect, the fleece is top quality—not that cheap stuff that wears out—and the perfect stitching is just one of the attention to details that is hard to find anymore. This harness will last for years! This harness is worth every penny! **K.T. 2015**

I ordered my MSH about 18 months ago and it has been a pure godsend for me! Several times when I have gotten overbalanced I was able to hold the handle and steady myself instead of falling. Rachel my beautiful standard poodle is so comfortable in the harness she will fall asleep under the table when we go to restaurants, or for coffee. Rachel totally approves of the fit and feel of this wonderful harness as do I. And the over the shoulder leashes are awesome as well, I have sent many, many people to BLD with the highest praise for the products. I will never buy a leash anywhere else!!! – **Helen P., 2015**

My daughter has used this product with her service dog for over a year. It is well designed and works awesome for the two of them. Love the fact that it is built totally to their measurements and for them alone. My daughter has been given the opportunity to live more independent thanks to this harness. She and her service dog lives right on campus in the dorms and attends college together. She would not have been given this opportunity if it were not for Bold Lead Designs. I am also so impressed with not only the looks of this harness but the fact that it is so comfortable for her dog. It has helped me as her mom to be more at ease in this stage of her life. Thank you Bold Lead Designs!!! – **Penny V., 2015**

I love my BLD Mobility Harness. More importantly, my assistant loves his harness. He's always excited to see it, the leather is soft and pliable, it fits perfectly and we've never had any issue with chafing, sores or hair loss that I've seen from some other ill fitted cheap harness. This harness is not cheap, but you really do get what you pay for. I love the new lower profile handle bolts and his vest is the perfect accessory for carrying the all-important doggy bags and wet wipes. You can really feel the love and attention that went into making this harness and I thank you for your craftsmanship every time we use it.—**Elise P, 2015**

Bradley's new harness arrived today!!!. . . It is wonderful. Bold Lead Designs this is the best harness Bradley and I have ever had or seen. He didn't fuss at getting it on, he just slipped right into it. It's well-padded for him. The handles are perfect for him and for me. Your harness is the first one I've ever seen that has the extra strap under his stomach which makes it so secure for me. And the release buckles will be easier than anything we've had. The way you have the front chest straps make it better for Bradley and sturdier for me. I'm really happy. I like the release on the handle too. It will allow him to go under the table at restaurants and in church. This is very well designed.- **Jeannine, 2014**

I've looked at every mobility harness made and this is the best quality harness there is on the market. The quality of the leather and metal is unquestionable. The harness is comfortable for the dog and is easy for her to move around in. She took to the harness within a week and after we got the new belly strap, there haven't been any troubles at all. The fit is excellent. I love this harness and recommend it to everyone that I run into that needs this type of equipment. I direct everyone to Bold Lead Designs that I can for that has any type of need that Katrina supports. I LOVE working with her. **amathieu1, 2013**

I was worried about spending so much online without seeing and feeling the harness in person. I was worried about the measurements I took were not correct. I was worried about everything that could go wrong. All those worries were proved imaginary and useless! This harness leather is better than expected! The workmanship is Excellent! The measurements were tweaked so if Bravo lost or gained some weight the harness would still fit! The people at Bold Lead Designs were Wonderful to talk to and helped me make some last minute decisions to make Bravo's harness perfect!! Bravo hated his old service harness so much he would hide under the table. With this harness, he puts his head through and stands still to get it latched. **Mari S – 2015**

Canine Expert Recommendations:

Bold Lead Designs “has worked extensively to create custom harnesses for service dogs that have minimal impact on the musculoskeletal system, allow comfortable range of motion and provide additional padding at potential pressure points.” –*Tara Britt, VMD, DACVS*

“Much thought and planning went into the design of the Mobility Support Harness, taking into consideration the dogs’ health and the person’s safety. I am impressed with the quality and sturdiness of the materials used. It fits the dog well minimizing any stress on joints and irritation from rubbing, making it very comfortable for the dog. At the same time, the design of the harness provides stability for the person regardless of the direction of force put on the harness. This product both provides assistance for a person with poor balance but keeps the dog safe.” –*Marty Pease, PT, CCRP*

Client testimonials: Many more product reviews may be found on our website.

Their service really cares about your dog. I have a 15 mo old GSD that I needed a harness for but she is still young and I was worried about her growing and what size would be best for her. Now they could have just sold me the harness right then and there BUT they told me that I should wait until she is about 2 when her growth plates close. They not only have great harnesses but they really Care about the dogs they make them for. I will be ordering in May when she is 2. It was NOT about the money to them it was about my dogs health and me. How can you not trust someone like that!!!—**Linda H.**

This Mobility Harness!! is the best. Made with great leather and with care. Fits my dog perfect. The harness I had before slipped to one side or the other, NOT THIS ONE it stays put. My dog is comfortable with his harness, and it is easy to remove when I am done using it., not like the other ones where you have to unbuckle and fight with the dog to stay put so you can get to the buckles. I get compliments Everywhere I Go how nice of a harness it is. Customer service is the best. I highly recommend his harness. **Russell C., 2015**

Worth every penny. The harness we had before this one was stiff, heavy, and had these impossible buckles that were really difficult for my rheumatic hands to fasten and unfasten. Gordon moved slowly when wearing it and tried to run from me when I needed to put it on him. Also, the handle didn’t fold down, so he banged into everything all the time, especially when he went under tables in restaurants, etc. Enter this harness from BLD. We followed the very thorough measuring instructions, sent our order in, and were really pleased with both the turnaround time and the communication. When it arrived, we thought it was beautiful, and the quality was apparent. The first time we put it on Gordon, we could see the difference immediately. He had a spring in his step when he walked, he moved much faster, and he stopped running from me when he saw his harness. He is so much happier in this one.

I especially appreciate the ergonomic handle, the sheepskin padding, and the fold down handle features. But the best part are the buckles. Yay for buckles! The design means there’s nothing for Gordon to have to step through or for me to have to pull his legs through, and the buckles are a gift to my hands, which some days don’t work so well. Thank you for this, Katrina and crew! Love, **Shannon and Gordon**

I had been researching over 6 months for something that would make working with my guide dog safer due to my neurological challenges. The guide dog school I graduated from sent trainers to my home to assist us with balance training. Even with the modifications I was still unstable on my feet at times. I would cancel appointments and social engagements choosing to stay home because I was afraid of tripping and falling.

I emailed and called Katrina relaying my challenges and questions. Katrina took the time to personally speak with me and answer all my questions. She also worked with my guide dog school educating them about the harness with guide handles abilities. The guide dog school was cautious but interested in looking further. Katrina graciously sent a demo harness with guide handle to the school to test out. Of course they were just as happy as everyone else who uses the BLD harness and guide handle.

Now I am the proud owner and user of a BLD mobility support harness with guide handle and couldn’t be happier. I am confident that I no longer need to cancel appointments.

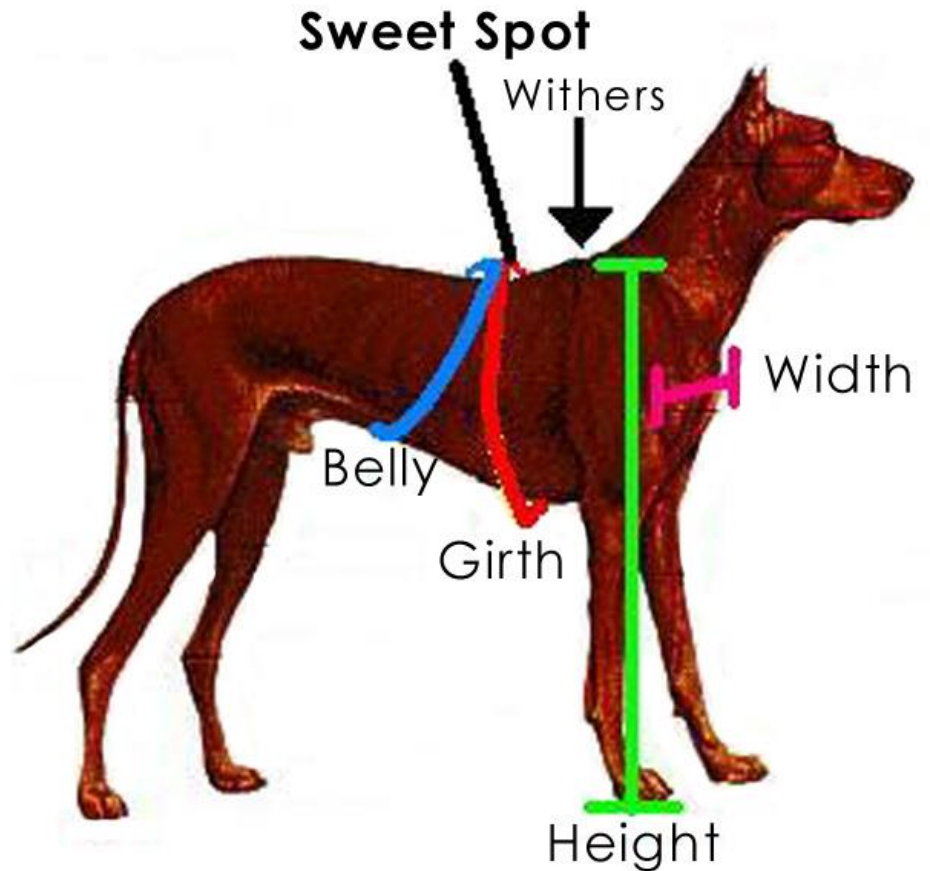
My guide adjusted to the new harness easily. I had originally been concerned with the transition to a different harness but I had worried for nothing. I had created a training schedule once I ordered the harness. My goal was to have us ready in a month to transition to the BLD harness full time in a month. Well, we didn’t make our goal we surpassed it. After introducing the new harness we haven’t touched his original harness. We exclusively guide with the BLD mobility support harness with guide handle.

This product is of exceptional quality, made to order, with the best customer service imaginable. Don’t hesitate to inquire about the products. This has been one of the best purchases I have ever made.--**Stacey L. 2015**

How to measure for your BLD harness:

We require specific measurements to make your harness. Please follow the instructions on the following pages and provide measurements when you place the order.

Dog Measuring Diagram:




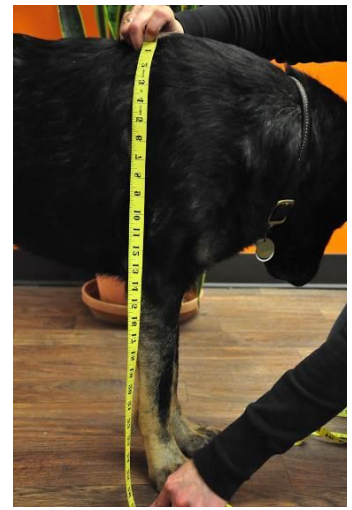
Tips & Hints

- Read through the directions below! There's a worksheet on the back page.
- You may want a friend to help you.
- **Watch a video about how to measure on our website!**
<https://boldleaddesigns.com/measuring/>
- The dog and user do NOT have to be together to measure!
- Measure the harness user to determine the correct handle height.
- Please don't guess the handle height, as is made to order for your harness.
- Measure the dog according to the diagram & directions.
- Please let us know if there are any special considerations we should note for your order.
- **Take each measurement 2 or 3 times for accuracy.** Each time may give you different results; this is normal -- don't panic. Just average the numbers.
- Provide all measurements at the time of your order—you can call us, or email us directly. Please note that delays in receiving complete order information will delay your harness order, as we cannot start work on the harness without these important details.
- **The harness specialists at BLD will review all of the details and will contact you if we have questions about your order or measurements. We may make recommendations based on the measurements you provide. Please accept our experience and suggestions for the most functional equipment options.**
- Don't panic, we're here to help! Really, don't worry—the straps are adjustable and we'll be sure you get a perfect fit.

Measure the dog:

- Have the dog stand square and balanced when taking all measurements.
- Use a cloth/tailor's measuring tape or a string for measuring around your dog's body.
- Use a flat ruler for the width.
- For accurate measurements, be sure your dog is standing! Keep the measuring tape snug.
- The **withers** are where the dog's shoulder blades stick up.
- Locate the "sweet spot," this is where the dog's back begins, just behind the withers.
- Please use the **diagram on page 21** for reference.
- Watch a **video** at:
<https://boldleaddesigns.com/measuring/>
- Use the worksheet on the back page (p. 24) to record the numbers.

- 1) Measure **height** from withers to the floor
 - lay a book across the shoulders if you like
- 2) Measure the **girth**
 - from the "sweet spot" around the deepest part of the dog's chest
- 3) Measure the **belly** from the "sweet spot," around the soft part of the belly, at a diagonal.
 - Be sure the tape is pulled up snugly below the back of the dog's rib cage, where the ribs curve up towards the dog's belly, and then back to the "sweet spot." (Do not measure the dog's waist.)
 - Boxy dogs may not have a visible tuck behind the ribcage, just measure the best you can. (Remember we will let you know if anything doesn't look right.)
- 4) Measure the **width** straight across the FRONT of the dog's chest.
 - This is easiest with a regular flat ruler.
 - Sit in front of your dog, and hold the ruler in both hands across the dog's breastbone. Touch each side of the dog's shoulder bones, at the widest part; measure this distance.
 - **Tip:** have your dog squeeze through a doorway; measure the door opening.
 - This measurement determines the width of the handle and size of the breastplate. The handle must be the same width as the dog to fit correctly.



**Tip: Use a door!
Measure door opening.**



**Width:
Measure across dog's chest.**

Measure for the handle:

Measure the person who will use the harness, measuring the hand they will use on the harness, while standing in regular shoes. Please take two sets of measurements.

A: Wrist to ground:

for MSH rigid metal support handle

1. **Stand while wearing normal shoes.**
2. Be sure you are balanced and comfortable. No slouching or exaggerated posture
3. **Allow arm to hang naturally** at your side. (Don't bend or straighten, your arm, just be relaxed)
4. **Measure from the bend in your wrist to the floor.**
5. Repeat! Move around, shake out your arm and measure a few times for accuracy.
6. Subtract the dog's height to determine handle measurement. If the dog is taller than the person's wrist, then we'll make a 2-3" handle.

Wrist measurement A: _____
Minus dog's height: - _____
Handle height/length A: = _____

B: Hand to ground:

for all leather handle options

1. **Stand while wearing normal shoes.**
2. Be sure you are balanced and comfortable. No slouching or exaggerated posture!
3. Hold a pencil in your hand (or similar object to represent a handle) the way you wish to hold the harness handle.
4. Allow your arm to relax, with elbow slightly bent.
5. **Measure from the pencil to the floor.**
6. Repeat! Move around, shake out your arm and measure a few times for accuracy.
7. Subtract the dog's height to determine handle measurement. If the dog is taller than the person's hand, then we'll make a 2-3" handle.

Hand measurement B: _____
Minus dog's height: - _____
Handle height/length B: = _____

HINT! Tape a piece of paper to a wall. Stand with your shoulder touching the wall. Use a pencil to mark the paper at the **hand** and **wrist** heights. Then, measure the wall from the ground to the marks.



MSH or BAH

Custom Service Dog Harness

by Bold Lead Designs, LLC

Call 303-856-3012

Email orders@boldleaddesigns.com

Website: boldleaddesigns.com



My Harness Worksheet

Questions to ask BLD:

Dog's Measurement Worksheet:

Dog's Name _____

Breed _____

Sex _____ Age* _____

Weight _____

1) Height _____

2) Girth _____

3) Belly _____

4) Width _____

Notes on what I'd like to order:

Handle Measurement Worksheet:

Person's name _____

Child who will grow? Check if yes

Wrist measurement A: _____

Minus dog's height: - _____

Handle height/length A: = _____

Hand measurement B: _____

Minus dog's height: - _____

Handle height/length B: = _____

Notes:

* Remember dogs must be mature and sound. See important notes on page 2.